

Schweizer Roadmap für Forschungsinfrastrukturen im Hinblick auf die BFI-Botschaft 2025 – 2028 (Roadmap Forschungsinfrastrukturen 2023)

Teil I: Nationale Forschungsinfrastrukturen



Schweizerische Eidgenossenschaft
Confédération suisse
Confederazione Svizzera
Confederaziun svizra

Eidgenössisches Departement für
Wirtschaft, Bildung und Forschung WBF
**Staatssekretariat für Bildung,
Forschung und Innovation SBF**

Titelbild: Im Tokamak forschen Wissenschaftlerinnen und Wissenschaftler des Swiss Plasma Center an der Kernfusion. Diese Infrastruktur ist seit 2015 auf der Schweizer Roadmap für Forschungsinfrastrukturen aufgeführt. Bild: Alain Herzog, EPFL

Impressum

Herausgeber: © 2023 Staatssekretariat für Bildung, Forschung und Innovation

Redaktion: Cyrille Girardin

Übersetzung: Sprachdienste des SBFJ und der Bundeskanzlei

Sprachen: Deutsch, Französisch, Englisch

Kontakt

Cyrille Girardin

Wissenschaftlicher Berater, Abteilung Nationale Forschung und Innovation

cyrilleclaude.girardin@sbfi.admin.ch

Inhaltsverzeichnis

Management Summary	5
Überblick über die Infrastrukturen der Roadmap 2023	7
1 Einleitung.....	8
2 Forschungsinfrastrukturen in der Schweiz	10
3 Schweizer Roadmap für Forschungsinfrastrukturen 2023.....	13
4 1. und 2. Evaluationsstufe (Phasen 1 und 2): Erhebungs- und Evaluationsverfahren.....	16
5 3. Evaluationsstufe (Phase 3) durch die zuständigen Organe	17
6 Fazit und Ausblick.....	24
7 Abkürzungsverzeichnis.....	26
8 Anhang I	27

Management Summary

Die Roadmap Forschungsinfrastrukturen 2023 ist ein strategisches Planungsinstrument. Damit werden zum einen die neu geplanten nationalen Forschungsinfrastrukturen sowie die Beteiligung der Schweiz an internationalen Forschungsinfrastrukturen erfasst. Zum andern wird mit der aktuellen Roadmap 2023 der Umsetzungsstand der in den vorangehenden Roadmaps geplanten Forschungsinfrastrukturen aktualisiert. Sie ist Teil des Erarbeitungsprozesses der BFI-Botschaft 2025–2028. Überdies gibt sie Auskunft über den mittelfristigen Finanzierungsbedarf auf nationaler und internationaler Ebene. Die Roadmap enthält jedoch weder Finanzierungsbeschlüsse noch Entscheide zur Aufteilung der Kredite des Bundes.

Forschung und Innovation sind Voraussetzungen für wirtschaftlichen und gesellschaftlichen Fortschritt. Die Akteure des Forschungsbereichs sind deshalb in allen Fachbereichen auf exzellente Forschungsinfrastrukturen als wichtige Grundlage für ihre Tätigkeiten angewiesen. Dazu zählen etwa Grossforschungsanlagen (z. B. Teilchenbeschleuniger), e-Infrastrukturen (z. B. Hochleistungsrechner) oder Datenbanken. Betroffen sind alle Forschungsbereiche, von der Physik über die Biologie und Informatik bis hin zu den Geistes- und Sozialwissenschaften. Die meisten Infrastrukturen decken mehrere Forschungsbereiche gleichzeitig ab. Aufgrund der immer multidisziplinärer ausgerichteten Forschungsprojekte wie auch angesichts der technologischen Entwicklungen wächst die Bedeutung solcher teurer, aber für alle Forschungsbereiche zugänglichen Forschungsinfrastrukturen, ebenso wie der Bedarf an neuen Infrastrukturen. Dies verlangt eine mittel- und langfristige Planung durch die finanzierenden Stellen, bei der nicht nur zwischen der Einrichtung neuer nationaler Forschungsinfrastrukturen und der möglichen Beteiligung an internationalen Forschungsinfrastrukturen sorgfältig abgewogen werden muss, sondern auch zwischen der Einrichtung neuer Forschungsinfrastrukturen und dem Ausstieg aus oder der Weiterentwicklung respektive der Weiterführung von bestehenden Forschungsinfrastrukturen.

Die vorliegende Roadmap Forschungsinfrastrukturen 2023 liefert im Hinblick auf die BFI-Botschaft 2025–2028 einen allgemeinen Überblick über neu geplante Forschungsinfrastrukturen sowie aktualisierte Informationen zu jenen Infrastrukturen, die in den Roadmaps 2015 und 2019 (im Hinblick auf die BFI-Botschaften 2017–2020

und 2021–2024) enthalten waren und künftig weiterfinanziert werden sollen. Die Roadmap 2023 enthält jedoch kein Inventar aller bestehenden Infrastrukturen. Ein umfassenderes Inventar, das auch zahlreiche vor 2017–2020 betriebene Infrastrukturen beinhaltet, ist im Bericht «Roadmap Forschungsinfrastrukturen 2015» des Staatssekretariats für Bildung, Forschung und Innovation (SBFI) zu finden.

Das SBFI hat den Prozess der Roadmap gemäss dem Bundesgesetz über die Förderung der Forschung und der Innovation (FIG) koordiniert. Die von den Forschenden in der Schweiz vorgeschlagenen Forschungsinfrastrukturvorhaben wurden zunächst anhand der Einschlusskriterien und anderer institutionspezifischer Vorgaben (z. B. interne Strategien) von den zuständigen Organen (ETH-Rat und swissuniversities) geprüft. Nach dieser ersten Selektion (Phase 1) folgten zwei zusätzliche Evaluationsphasen. Auf der zweiten Evaluationsstufe (Phase 2) beurteilte der Schweizerische Nationalfonds (SNF) die eingereichten Vorhaben nach wissenschaftlichen Kriterien und teilte sie in drei Exzellenzstufen ein (A, B, C). Zudem gab der SNF eine Einschätzung zur Plausibilität des Budgets ab. Auf der dritten Evaluationsstufe (Phase 3) wurden die Vorhaben anschliessend von den zuständigen Organen (ETH-Rat und swissuniversities) anhand von Kriterien betreffend Planung, Governance und Management sowie im Hinblick auf ihre finanzielle Umsetzung und die Unterstützung durch die Institutionen geprüft. Insgesamt schlugen die zuständigen Organe 28 neue Forschungsinfrastrukturen zur Umsetzung in der Schweiz vor, darunter 17 neue Vorhaben und elf substanzielle Upgrades von bestehenden Forschungsinfrastrukturen. 15 der 28 vom

SNF geprüften Vorhaben (darunter acht Upgrades) wurde eine hohe wissenschaftliche Bedeutung zugesprochen (Exzellenzstufe «A»). Die vorliegende Roadmap 2023 präsentiert letztlich nur diese Vorhaben, die überdies die Prüfung in Phase 3 erfolgreich bestanden haben. Darüber hinaus kann der Bund für Infrastrukturen kantonalen Hochschulen (oder Infrastrukturen, die von diesen unterstützt werden) eine ausserordentliche Unterstützung gemäss Artikel 47 Absatz 3 des Hochschulförderungs- und -koordinationsgesetzes (HFKG) gewähren, wenn sie in besonders kostenintensive Bereiche oder prioritäre Bereiche fallen. Solche Beiträge wurden von swissuniversities für zehn Infrastrukturprojekte beantragt. Die Finanzierungsbeschlüsse zu Artikel 47 Absatz 3 HFKG werden im Rahmen der BFI-Botschaft 2025–2028 getroffen.

Im Rahmen dieser Roadmap erhielt der SNF vom SBFI ferner den Auftrag, zur Relevanz von sieben internationalen Forschungsinfrastrukturen Stellung zu nehmen. Dabei galt es, die Bedeutung einer Schweizer Beteiligung an diesen internationalen Infrastrukturen und Organisationen zu prüfen. Der SNF stufte fünf internationale Forschungsinfrastrukturen als prioritär («hohe Bedeutung») ein. Die Ergebnisse der entsprechenden Prüfung werden in *Roadmap Forschungsinfrastrukturen 2023: Teil II Schweizer Beteiligungen an internationalen Forschungsinfrastruktur-Netzwerken* und *Roadmap Forschungsinfrastrukturen 2023: Teil III Beteiligung der Schweiz an internationalen Forschungsorganisationen* beschrieben.

Überblick über die Infrastrukturen der Roadmap 2023

Die nationalen Infrastrukturen der Roadmaps 2015 und 2019 sind in Anhang I aufgeführt.

Neue nationale Infrastrukturen (und substanzielle Upgrades)

Die nachfolgend aufgelisteten nationalen Infrastrukturen wurden vom SNF der höchsten Exzellenzstufe (Note «A») zugeordnet und von den zuständigen Organen zur Aufnahme in die Roadmap 2023 empfohlen. Sie werden in den Anhängen im Detail beschrieben.

- Sustained Scientific User Laboratory for Simulation and Data-based Science at CSCS (HPCN-28)
- Isotope and Muon Production using Advanced Cyclotron and Target Technologies (IMPACT)
- SwissBioData Ecosystem (SBDe)
- Swiss Data Science Center (SDSC+)
- Swiss Institute for Drug and Device Development (SI3D)
- EM-Frontiers
- Swiss Biosites for Sustainable Agriculture and Agroecology (SISAL)
- Imaging and Omics Platform for Swiss Citizen Health (IOP4CH)
- Swiss Quantum Communication Infrastructure (Swiss-QCI)
- Swiss Fusion Hub
- A Swiss Geo-Time Research Infrastructure (Geo-TIME)
- Swiss Digital Pathology Initiative (SDPI)
- Airborne Research Facility for the Earth System (ARES)
- Operating Room-X: A Translational Hub for Surgical Research and Innovation (OR-X)

Beteiligungen an internationalen Infrastrukturen

a) Bestehende internationale Beteiligungen

Die bestehenden Mitgliedschaften der Schweiz an internationalen Infrastrukturen werden weitergeführt. Dies betrifft: ELIXIR, CERN, ESO, ESRF, ILL, European XFEL, ESS, EMBL, ITER, SKAO. Sie werden in *Roadmap Forschungsinfrastrukturen 2023: Teil III Beteiligung der Schweiz an internationalen Forschungsorganisationen (ELIXIR in Roadmap Forschungsinfrastrukturen 2023: Teil II Schweizer Beteiligungen an internationalen Forschungsinfrastruktur-Netzwerken)* ausführlicher beschrieben.

b) Früher empfohlene und aktuell geprüfte internationale Beteiligungen

Bei folgenden Infrastrukturen ist die Beteiligung der Schweiz (als Mitglied) noch nicht umgesetzt, sie wurde jedoch bereits in der Roadmap 2019 empfohlen: BBMRI, CESSDA, DARIAH, ECRIN, EPOS, ICOS, ACTRIS, SHARE, ESSurvey, ECCSEL, eLTER, PRACE (der Stand der Umsetzung der Schweizer Beteiligung ist in der Tabelle in *Roadmap Forschungsinfrastrukturen 2023: Teil II Schweizer Beteiligungen an internationalen Forschungsinfrastruktur-Netzwerken* ersichtlich).

c) In der vorliegenden Roadmap 2023 geprüfte internationale Beteiligungen

Die neuen vom SNF im Prozess der Roadmap 2023 empfohlenen Beteiligungen (Note «A») betreffen:

- Common Language Resources and Technology Infrastructure (CLARIN)
- European Infrastructure for Plant Phenotyping (EMPHASIS)
- The Generations and Gender Programme (GGP)
- Scientific Large-scale Infrastructure for Computing/Communication Experimental Studies (SLICES)
- Cherenkov Telescope Array Observatory (CTAO)

1 Einleitung

1.1 Inhalt des Roadmap-Berichts

Das Staatssekretariat für Bildung, Forschung und Innovation (SBFI) ist verantwortlich für die Erstellung der vorliegenden Roadmap für Forschungsinfrastrukturen 2023 («Roadmap 2023») und für den mit seinen Partnern, namentlich dem ETH-Rat, der Rektorenkonferenz der Schweizerischen Hochschulen (swissuniversities), dem Schweizerischen Nationalfonds (SNF) und der Akademie der Naturwissenschaften Schweiz (SCNAT) durchgeführten Prozess.

Die Roadmap 2023 basiert auf einem festgelegten Verfahren und besteht aus drei Teilen. In Teil I (*Roadmap Forschungsinfrastrukturen 2023: Teil I Nationale Forschungsinfrastrukturen*) werden zunächst die verschiedenen Massnahmen zur Förderung der Forschungsinfrastrukturen auf nationaler Ebene vorgestellt (Kap. 2). Anschliessend wird der Auswahlprozess der Vorhaben durch die Hochschulen und die Forschungsanstalten des ETH-Bereichs detaillierter beschrieben sowie erklärt, welche neuen Infrastrukturen geplant sind (Kap. 3 bis 5). Die Anhänge von Teil I enthalten die wissenschaftlichen Beschreibungen und die Budgets der nationalen Infrastrukturvorhaben der Roadmaps 2015 und 2019 (Aktualisierungen) sowie der Roadmap 2023 (neue Vorhaben mit Umsetzung ab 2025).

Teil II (*Roadmap Forschungsinfrastrukturen 2023: Teil II Schweizer Beteiligungen an internationalen Forschungsinfrastruktur-Netzwerken*) präsentiert den Stand der Schweizer Beteiligungen an europäischen Infrastruktur-Netzwerken (Kap. 4), die zu prüfenden künftigen Beteiligungen (Kap. 2 und 3) und liefert die wissenschaftlichen Beschreibungen dieser Netzwerke (Anhänge II.1 und II.2). In Teil III (*Roadmap Forschungsinfrastrukturen 2023: Teil III Beteiligung der Schweiz an internationalen Forschungsorganisationen*) geht es um die internationalen Organisationen, denen die Schweiz angeschlossen ist.

1.2 Zielsetzung der Roadmap

Forschungsinfrastrukturen sind eine zentrale Voraussetzung, um zu neuen wissenschaftlichen Erkenntnissen zu gelangen, Fachgebiete weiterzuentwickeln oder neue

Forschungsgebiete zu erschliessen. Angesichts der pluri-disziplinären Forschung wie auch der Entwicklungen bei der Datennutzung und beim Datenaustausch ist der Bedarf an solchen Forschungsinfrastrukturen in den vergangenen Jahren weiter gewachsen, was auch einen höheren Koordinationsbedarf zur Folge hat. Überdies steigt der Finanzierungsbedarf nicht nur aufgrund der zunehmenden Anzahl von Infrastrukturen, sondern auch aufgrund ihrer steigenden Komplexität. Dabei stellt sich auch die zentrale Frage ihrer langfristigen Finanzierung. Deshalb erfordern grosse Forschungsinfrastrukturen von nationaler oder internationaler Bedeutung eine mittel- und langfristige Koordination auf nationaler und internationaler Ebene. Sie verlangen ausserdem eine umsichtige Planung, um die begrenzten Mittel möglichst effizient und effektiv einsetzen zu können, ebenso wie einen geregelten und gezielten Zugang für die Akteure des Forschungs- und Innovationsbereichs.

Geht es um eine Beteiligung der Schweiz an einer internationalen Forschungsorganisation auf der Basis eines völkerrechtlichen Vertrags, kommen zudem rechtliche und aussenpolitische Aspekte hinzu, die den Planungs- und Koordinationsbedarf zusätzlich erhöhen.

Vor diesem Hintergrund dient die vorliegende Schweizer Roadmap 2023 als Planungsinstrument und als eine der Grundlagen für die Erarbeitung der entsprechenden Finanzbeschlüsse des Bundes im Rahmen der BFI-Botschaft 2025–2028. Die Roadmap enthält jedoch keine Finanzierungsentscheide. Dies gilt auch für die Finanzhilfen in der Anfangsphase gemäss Artikel 47 Absatz 3 HFKG.

Die Finanzierungsentscheide zur Umsetzung einzelner Forschungsinfrastrukturvorhaben erfolgen, soweit sie in der Zuständigkeit des Bundes¹ liegen, im Rahmen der BFI-Botschaft 2025–2028 und richten sich nach:

- der strategischen Planung der Hochschulen und den Mehrjahresprogrammen der zuständigen Förderorgane;
- den Ergebnissen aus dem Evaluationsverfahren dieser Roadmap;
- der Überprüfung der effektiven Notwendigkeit einer spezifischen Bundesunterstützung gemäss Subventionsgesetz (SR 616.1);
- dem Finanzrahmen der mehrjährigen Finanzbeschlüsse (BFI), wie er vom Bundesrat für die Förderperiode 2025–2028 festgelegt wurde.



ARES (Airborne Research Facility for the Earth System) ist eine Forschungsinfrastruktur im Bereich der Erdsystemwissenschaften und besteht aus drei hochpräzisen Erdbeobachtungsinstrumenten. Auf der Schweizer Roadmap für Forschungsinfrastrukturen ist ARES seit 2019 aufgeführt. Bild: ARES.

¹ Zur Frage der Zuständigkeit des Bundes siehe Kap. 5.1.

2 Forschungsinfrastrukturen in der Schweiz

2.1 Einleitung

Auf nationaler Ebene unterstützen zahlreiche Akteure Forschungsinfrastrukturen, die den Wissenschaftlerinnen und Wissenschaftlern zur Verfügung stehen. Neue Infrastrukturvorhaben der kantonalen Hochschulen und des ETH-Bereichs werden in der Regel² über den in den folgenden Kapiteln beschriebenen Roadmap-Prozess ausgewählt. Dieser Grundsatz wurde mit der Schweizer Roadmap für Forschungsinfrastrukturen 2015 eingeführt. Die Förderorgane des Bundes (der Schweizerische Nationalfonds und die Akademien der Wissenschaften Schweiz) und der Bund selber leisten ebenfalls einen Beitrag zur Entwicklung der Forschungsinfrastrukturlandschaft, wobei sie gemäss dem Bundesgesetz über die Förderung der Forschung und der Innovation (FIFG) eine subsidiäre Rolle wahrnehmen. Die entsprechenden Infrastrukturen werden ausserhalb des Roadmap-Prozesses entwickelt. In den folgenden Absätzen werden kurz die Pläne der betreffenden Akteure für die BFI-Förderperiode 2025–2028 beschrieben.

2.2 ETH-Bereich

Vom ETH-Bereich erwartet der Bundesrat, dass er grosse Forschungsinfrastrukturen von gesamtschweizerischer und internationaler Bedeutung realisiert, betreibt und weiterentwickelt und sie den Forschenden zur Verfügung stellt. Entsprechend wird der ETH-Rat den bestehenden Infrastrukturen auch in der Förderperiode 2025–2028 weiterhin angemessene Ressourcen bereitstellen. Da mit der Roadmap 2023 kein Inventar erstellt wird, sondern neue Vorhaben präsentiert werden sollen, wird im vorliegenden Bericht nicht weiter auf die bestehenden Infrastrukturen des ETH-Bereichs eingegangen. Die in den Roadmaps 2015 und 2019 behandelten Infrastrukturen des ETH-Bereichs werden in den Anhängen zu Teil I beschrieben. Neben dem Erhalt und Ausbau bestehender Infrastrukturen legt der ETH-Rat einen strategischen Schwerpunkt auf die Vorhaben, die im Rahmen des Roadmap-Prozesses 2023 ausgewählt werden (siehe Kap. 4 und 5).

2.3 Kantonale Hochschulen

Die Infrastrukturen der kantonalen Hochschulen werden hauptsächlich von den Institutionen und subsidiär vom Bund über Grundbeiträge gemäss dem Bundesgesetz über die Förderung der Hochschulen und die Koordination im schweizerischen Hochschulbereich (HFKG) finanziert. Die Hochschulen werden die in den vorhergehenden Roadmaps von 2015 und 2019 eingereichten Vorhaben (siehe Anhänge) weiterhin unterstützen. Die im Rahmen der Roadmap 2023 geplanten Vorhaben für die Förderperiode 2025–2028 werden in Kapitel 4 und 5 beschrieben und können unter bestimmten Voraussetzungen vom Bund finanziell unterstützt werden. Im aktuellen Prozess wurde ein Finanzierungsmittel gemäss Artikel 47 Absatz 3 HFKG eingeführt für die Anfangsphase von Forschungsinfrastrukturen, die von den Hochschulen in besonders kostenintensiven Bereichen und in den von der Schweizerischen Hochschulkonferenz (SHK) festgelegten prioritären Bereichen betrieben werden (siehe Kap. 5.3).

2.4 Infrastrukturen von nationaler Bedeutung

Der Bund gewährt gemäss Artikel 15 FIFG Grundbeiträge an Forschungsinfrastrukturen von nationaler Bedeutung. Diese subsidiäre Unterstützung muss alle vier Jahre über ein neues Gesuch verlängert werden, das vom Schweizerischen Wissenschaftsrat (SWR) wissenschaftlich geprüft wird. Für die Förderperiode 2025–2028 ist für die bereits 2021–2024 unterstützten Infrastrukturen (14 Infrastrukturen³) und die neuen Infrastrukturen, die Beiträge nach Artikel 15 FIFG beantragen, bis am 30. Juni 2023 ein Gesuch einzureichen. Dieses wird getrennt vom Roadmap-Prozess behandelt. Unter Berücksichtigung der Schwerpunkte der in der BFI-Botschaft festgelegten Priorisierung, des Ergebnisses der Evaluation des SWR und der verfügbaren Kredite entscheidet das Eidgenössische Departement für Wirtschaft, Bildung und Forschung (WBF) Ende 2024, welche Infrastrukturen gemäss Artikel 15 FIFG in der Förderperiode 2025–2028 unterstützt werden.

² Dabei gilt, dass die Hochschulen und der ETH-Bereich eigenständig über die Auswahl und die Realisierung von Forschungsinfrastrukturen entscheiden können.
³ www.sbf.admin.ch/forschungseinrichtungen-von-nationaler-bedeutung

2.5 Schweizerischer Nationalfonds

Der Schweizerische Nationalfonds (SNF) wird seine Politik der Unterstützung neuer Daten- und Dienstleistungsinfrastrukturen in der Förderperiode 2025–2028 fortsetzen, wobei er den spezifischen Bedürfnissen der Wissenschaftsgemeinschaften Rechnung trägt. Darüber hinaus wird der SNF weiterhin zwei sozialwissenschaftliche Infrastrukturen, namentlich die FORS (*Fondation pour la recherche en sciences sociales*) und das DaSCH (*Data and Service Centre for the Humanities*), zwei Kohortenstudien im Gesundheitsbereich (*Swiss HIV Cohort Study* und *Swiss Transplant Cohort Study*) sowie eine biologische Datenbank (*Swiss Biobanking Platform*) unterstützen. Die längerfristige Finanzierung der Dateninfrastrukturen in anderen Bereichen, insbesondere im Zusammenhang

mit den ERIC-Infrastrukturen, wird mit den BFI-Partnern noch geklärt. Der SNF plant, die Einrichtungen über zusätzliche Projektmittel zu unterstützen. Die internationalen Forschungsinfrastrukturen in den Bereichen Teilchenphysik, Astrophysik und Astroteilchenphysik werden weiterhin über das Instrument FLARE (*Funding Large International Research Projects*) unterstützt.

Im Rahmen seiner Mehrjahresplanung 2025–2028 sieht der SNF die im Folgenden aufgeführten Mittel für Forschungsinfrastrukturen vor. Dabei handelt es sich um Planungswerte, die auf der Grundlage des Finanzrahmens der BFI-Botschaft 2025–2028 noch angepasst werden.

Infrastrukturtyp	Budget 2025–2028 (Millionen Franken, Stand März 2023)
Instrumente (FLARE)	44,0
Dateninfrastrukturen	
FORS	32,8
DaSCH	9,2
Infrastrukturen im Gesundheitsbereich	
SCTO	
Swiss Biobank Platform	Genauere Beträge müssen noch beschlossen werden
Kohortenstudien	
Andere Infrastrukturen	Genauere Beträge müssen noch beschlossen werden
Total	108,0

Fazit:

- Der SNF wird bestehende Dateninfrastrukturen (FORS, DaSCH) unterstützen und die Möglichkeit einer Unterstützung neuer Infrastrukturen prüfen. Zudem wird er weiterhin Kohortenstudien unterstützen.
- Ausserdem wird er im Rahmen der verfügbaren Mittel gezielt Massnahmen im Rahmen der ORD-Strategie (*Open Research Data*) unterstützen.
- Die Umsetzung bzw. Unterstützung von Forschungsinfrastrukturen in der Zuständigkeit des SNF erfolgt im Rahmen der Gesamtmittel, die dem SNF mit der BFI-Botschaft 2025–2028 zur Verfügung gestellt werden (Zahlungsrahmen).

2.6 Akademien der Wissenschaften

Im Rahmen ihres Mehrjahresprogramms 2025–2028 plant die Schweizerische Akademie der Geistes- und Sozialwissenschaften **SAGW** folgende Forschungsinfrastrukturen mit einem Budget von 58,70 Millionen Franken zu unterstützen. Dabei handelt es sich um Planungswerte, die auf der Grundlage des Finanzrahmens der BFI-Botschaft 2025–2028 noch angepasst werden.

Editionen	14,29 Mio. CHF
------------------	----------------

Langzeitunternehmen (Fortsetzung)	44,41 Mio. CHF
--	----------------

Im Rahmen ihres Mehrjahresprogramms 2025–2028 plant die Akademie der Naturwissenschaften Schweiz **SCNAT** folgende Forschungsinfrastrukturen mit einem Budget von 9,28 Millionen Franken zu unterstützen. Dabei handelt es sich um Planungswerte, die auf der Grundlage des Finanzrahmens der BFI-Botschaft 2025–2028 noch angepasst werden.

Wissenschaftliche Sekretariate	9,28 Mio. CHF
---------------------------------------	---------------

Im Rahmen ihres Mehrjahresprogramms 2025–2028 plant die Schweizerische Akademie der Medizinischen Wissenschaften **SAMW** folgende Forschungsinfrastrukturen mit einem Budget von 21 Millionen Franken zu unterstützen. Dabei handelt es sich um Planungswerte, die auf der Grundlage des Finanzrahmens der BFI-Botschaft 2025–2028 noch angepasst werden.

Datenkoordinationszentrum für klinische Daten und Gesundheitsdaten	21,00 Mio. CHF
---	----------------

Gesamte Unterstützung durch die Akademien der Wissenschaften	88,98 Mio. CHF
---	-----------------------

Fazit:

- Die Unterstützung der Forschungsinfrastrukturen in der Zuständigkeit der Akademien der Wissenschaften erfolgt über die Gesamtmittel, die den Akademien mit der BFI-Botschaft 2025–2028 zur Verfügung gestellt werden (Zahlungsrahmen).
- Darüber hinaus werden die Akademien der Wissenschaften gezielt die im Rahmen der nationalen ORD-Strategie (*Open Research Data*) festgelegten Massnahmen unterstützen.

3 Schweizer Roadmap für Forschungsinfrastrukturen 2023

3.1 Ziel und Zweck gemäss FIGG

Die vorliegende Roadmap liefert einen Überblick über die neu geplanten Forschungsinfrastrukturen (siehe Anhang I.1) und den Entwicklungsstand von Infrastrukturvorhaben, die in den Roadmaps 2015 und 2019 vorgesehen waren (Anhang I.2). Damit erfüllt sie ihre Rolle als Koordinationsinstrument, mit dem die Kohärenz zwischen nationaler und internationaler Forschungsförderung sichergestellt wird (Art. 41 FIGG und Art. 55 V-FIGG).

Die Roadmap stützt sich auf die europäische Definition einer «Forschungsinfrastruktur»⁴, die folgende Kriterien umfasst:

- Die Forschungsinfrastruktur leistet einen wesentlichen Beitrag zur Entwicklung eines Wissens- bzw. Forschungsgebiets (Mehrwert für Wissenschaft und Innovation).
- Die Forschungsinfrastruktur wird von den Forschenden in der Schweiz intensiv genutzt (nationale Bedeutung).
- Der Zugang zur Forschungsinfrastruktur ist für die nationale und internationale Forschungsgemeinschaft geregelt.
- Die Forschungsinfrastruktur kann an einem einzigen Standort angesiedelt oder in einem Netzwerk mit mehreren Standorten mit zentraler Managementstruktur organisiert sein.

Darüber hinaus muss die Infrastruktur folgende Kriterien⁵ erfüllen (diese Kriterien wurden mit der Schweizer Roadmap 2019 eingeführt und in der vorliegenden Roadmap 2023 übernommen):

- Es handelt sich um eine neue Forschungsinfrastruktur oder um ein substanzielles Upgrade einer bestehenden Forschungsinfrastruktur.
- Der Reifegrad der Forschungsinfrastruktur ist weit fortgeschritten und steht kurz vor der Umsetzung.

- Die Investitions- und Betriebskosten der Forschungsinfrastruktur liegen für die kommende Förderperiode 2025–2028 insgesamt bei mindestens fünf Millionen Franken.

In der Schweiz werden Forschungsinfrastrukturen typischerweise mittel- bis langfristig (in der Regel über zehn Jahre) entwickelt bzw. umgesetzt. Damit überschreiten sie den Planungshorizont einer BFI-Botschaft.

3.2 Zuständigkeiten und Verfahrensablauf

3.2.1 Zuständigkeiten

Gemäss FIGG sind primär die Hochschulen und die Forschungsanstalten des ETH-Bereichs für die Unterstützung von Forschungsinfrastrukturen (d. h. für die Finanzierung) zuständig. Dem SNF kommt eine subsidiäre Rolle zu, indem er Forschungsinfrastrukturen fördert, die der Entwicklung von Fachgebieten in der Schweiz dienen (siehe Kap. 2.5). Der Bund seinerseits ist für die subsidiäre Förderung von Forschungsinfrastrukturen von nationaler Bedeutung (Art. 15 FIGG) und im vorliegenden Prozess für die Unterstützung von Infrastrukturen in besonders kostenintensiven Bereichen (siehe Art. 47 Abs. 3 HFKG) sowie für Beteiligungen der Schweiz an international koordinierten Forschungsinfrastruktur-Netzwerken (siehe Kap. 5.1) zuständig.

⁴ <https://eur-lex.europa.eu/LexUriServ/LexUriServ.do?uri=OJ:L:2013:347:0104:0173:DE:PDF> (Art. 2 Abs. 6).

⁵ Schweizer Roadmap für Forschungsinfrastrukturen 2023 (im Hinblick auf die BFI-Planung 2025–2028); Zielsetzung, Prozess und Kriterien: ein Leitfadens.

3.2.2 Verfahrensablauf

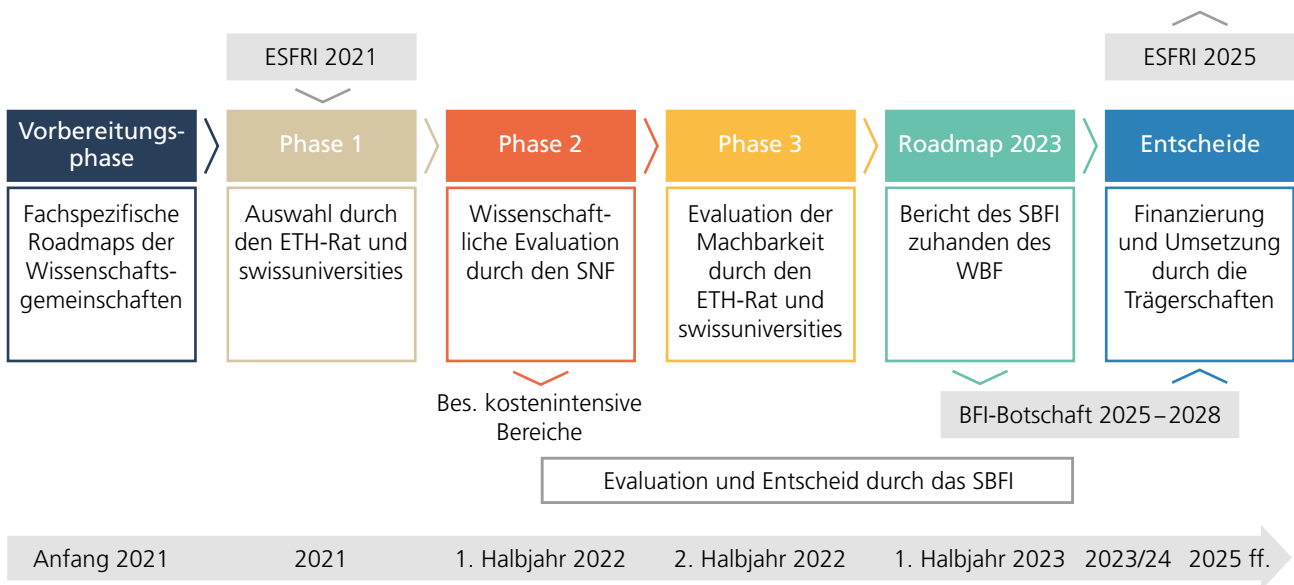


Abbildung 3.1: Verfahrensablauf für neue nationale Infrastrukturvorhaben

a) Neu geplante nationale Forschungsinfrastrukturen

Vorbereitungsphase: Diese Phase wurde im Prozess der Roadmap 2023 neu eingeführt. Anfang 2021 veröffentlichte die Akademie der Naturwissenschaften Schweiz (SCNAT) im Auftrag des SBFI fachspezifische Roadmaps zu bestimmten Bereichen⁶. Diese Roadmaps wurden von den entsprechenden Wissenschaftsgemeinschaften unter der Leitung der SCNAT erarbeitet. Die fachspezifischen Roadmaps dienen dazu, die Prioritäten der betreffenden Wissenschaftsgemeinschaften zu ermitteln, damit die Schweiz weiterhin an der Spitze mithalten kann, und allfällige Lücken zu identifizieren. Sie geben einen Überblick über künftige wichtige Projekte unter Berücksichtigung der bestehenden Infrastrukturen, die bei Bedarf verbessert werden müssen. Anschliessend wurden die fachspezifischen Roadmaps von den Leitungen der Hochschulen und der Forschungsanstalten des ETH-Bereichs bei der Erfassung der neu geplanten Infrastrukturen in Phase 1 herangezogen.

Phase 1: Zwischen März und Dezember 2021 erhoben die zuständigen Organe (swissuniversities und ETH-Rat) die neu geplanten Infrastrukturen (1. Evaluationsstufe oder Vorselektion, siehe Kap. 4).

Phase 2: Die Phase 2 (Januar bis Juli 2022) umfasste eine wissenschaftliche Evaluation der in Phase 1 von den zuständigen Organen ausgewählten Infrastrukturen durch den SNF (2. Evaluationsstufe). Aus dieser Evaluation ging eine Priorisierung gemäss den in Kapitel 4 beschriebenen Kriterien hervor. Im weiteren Auswahlverfahren wurden nur Forschungsinfrastrukturvorhaben der höchsten Exzellenzstufe (Note «A») berücksichtigt. Die Prüfung durch den SNF führte somit zu einer weiteren Selektion. Überdies äusserte sich der SNF zur Bedeutung einer Schweizer Beteiligung an den von den Wissenschaftsgemeinschaften vorgeschlagenen internationalen Infrastrukturen.

Phase 3: Letztlich wurden die der Stufe «A» zugeordneten Infrastrukturvorhaben von den zuständigen Organen einer vertieften Prüfung unterzogen, bei der zwischen Juli und Dezember 2022 auch die Umsetzbarkeit der Vorhaben untersucht wurde (Governance, Management, Finanzierung). Eine detaillierte Beschreibung der einzelnen Infrastrukturen ist in Anhang I.1 zu finden.

b) Aktualisierung der Daten zu den nationalen Forschungsinfrastrukturen der Roadmaps 2015 und 2019

Bei den zuständigen Organen (swissuniversities und ETH-Rat) wurden die aktuellen Daten eingeholt zu den

⁶ In folgenden Bereichen wurde eine fachspezifische Roadmap erstellt: Astronomie, Biologie, Chemie, Geowissenschaften, Neutronenforschung, Photonenforschung sowie Teilchen- und Astroteilchenphysik.

Forschungsinfrastrukturen, die gemäss den Roadmaps 2015 und 2019 neu geplant waren. Die aktualisierten Informationen (Stand Januar 2023) sind in Anhang I.2 zu finden.

c) Europäische und internationale Forschungsinfrastrukturen

Die beiden in Artikel 28 Absatz 2 FIG erwählten Typen von internationalen Forschungsinfrastrukturen sind ebenfalls Teil der Roadmap:

- Die «internationalen Forschungseinrichtungen» wie das CERN oder die ESO. Diese Organisationen bauen, entwickeln und unterhalten zentrale Einrichtungen, die für externe Nutzerinnen und Nutzer zugänglich sind. Sie erfordern langfristige umfangreiche Investitionen und Betriebs- und Unterhaltsbeiträge seitens ihrer Mitgliedstaaten. Da die Beteiligung für die Schweiz kostenaufwändig und von langer Dauer ist, braucht es für jede internationale Forschungsinfrastruktur einen speziellen Kredit, der im Rahmen der BFI- oder spezifischer Botschaften beantragt wird. Entsprechend haben neue Vorhaben im Rahmen internationaler Forschungseinrichtungen, bei denen die Schweiz bereits Mitglied ist, oberste Finanzierungspriorität. Die Fortsetzung der Beteiligung an internationalen Forschungsorganisationen, denen die Schweiz für eine begrenzte Dauer angeschlossen ist, kommt an zweiter Stelle. Dritte Priorität hat schliesslich der Beitritt der Schweiz zu weiteren bestehenden oder neuen internationalen Forschungsorganisationen. Die internationalen Forschungseinrichtungen, bei denen die Schweiz Mitglied ist, werden in *Roadmap Forschungsinfrastrukturen 2023: Teil III Beteiligung der Schweiz an internationalen Forschungsorganisationen* im Detail beschrieben.
- die «international koordinierten Forschungsinfrastrukturen» wie EPOS oder ECRIN. Sie setzen sich aus weltweit verteilten nationalen Knoten zusammen, die ihre Dienstleistungen und Ressourcen (z. B. Instrumente, Daten, Expertise) über Koordinations- und Kooperationsvereinbarungen in einer Forschungsinfrastruktur bündeln. Die koordinierte Forschungsinfrastruktur ermöglicht es, Praktiken zur vereinheitlichen, Standards aufzustellen, die Datenverwaltung zu zentralisieren und den Mitgliedern eine Reihe an Dienstleistungen sowie gegenseitigen Zugang bereitzustellen. Die einzelnen Forschungsinfrastrukturen werden im Europäischen Strategieforum für Forschungsinfrastrukturen ESFRI (*European Strategy Forum on Research Infrastructures*) zusammengefasst, das ein kohärentes und strategisches Vorgehen in der europäischen Infrastrukturlandschaft unterstützt. Die Hochschulen (oder Forschungsinstitutionen) können sich im Rahmen ihrer Autonomie an ESFRI-Projekten beteiligen. Eine direkte Bundeszuständigkeit ist nur dann gegeben, wenn diese Beteiligung einen völkerrechtlichen Vertrag erfordert. Dies ist beispielsweise der Fall, wenn ein ESFRI-Projekt die Rechtsform eines ERIC (*European Research Infrastructure Consortium*) annimmt, was immer häufiger vorkommt. Die Infrastrukturen dieses Typs und das Verfahren zur Prüfung neuer Schweizer Beteiligungen werden in *Roadmap Forschungsinfrastrukturen 2023: Teil II Schweizer Beteiligungen an internationalen Forschungsinfrastruktur-Netzwerken* beschrieben.

4 1. und 2. Evaluationsstufe (Phasen 1 und 2): Erhebungs- und Evaluationsverfahren

4.1 Evaluationsverfahren und -kriterien

Der ETH-Rat und swissuniversities führten bei ihren jeweiligen Institutionen eine Erhebung durch, um die Vorschläge neuer Forschungsinfrastrukturvorhaben, einschliesslich substanzieller Upgrades, einzuholen. Wie in Kapitel 3 erwähnt, konnten sich die Hochschulen und die Forschungsanstalten des ETH-Bereichs dabei in gewissen Bereichen auf fachspezifische Roadmaps stützen, die von den Wissenschaftsgemeinschaften erstellt wurden. In einem ersten Schritt wurden die «Skizzen» zu den neuen Infrastrukturen, die von den Trägerinstitutionen (Hochschulen und Forschungsanstalten des ETH-Bereichs) eingereicht worden waren, auf ihre Kohärenz mit der strategischen Planung des ETH-Bereichs oder

der beteiligten Hochschulen sowie hinsichtlich der in Kapitel 3.1 definierten Kriterien geprüft.

Von den zuständigen Organen wurden 33 neue Vorhaben ausgewählt (Phase 1). Im Auftrag des SBFJ beurteilte der SNF schliesslich 28⁷ davon (Phase 2), wobei er sich auf folgende Kriterien abstützte:

- wissenschaftliche Qualität;
- nationale (und internationale) Bedeutung;
- Zugang und Nutzergruppen;
- wissenschaftliche Machbarkeit;
- Plausibilität der Kosten.

Die Evaluation durch den SNF führte zu einer Einteilung der Vorhaben in drei Exzellenzstufen:

Exzellenzstufe A	Hohe wissenschaftliche Bedeutung	15 Projekte
Exzellenzstufe B	Mittlere wissenschaftliche Bedeutung	12 Projekte
Exzellenzstufe C	Geringe wissenschaftliche Bedeutung	1 Projekt

4.2 Übersicht nach Bereichen und Institutionen

Die 28 vom SNF geprüften Forschungsinfrastrukturen verteilen sich wie folgt auf die vier grossen Bereiche:

- Geistes- und Sozialwissenschaften: 1
- Mathematik, Ingenieur- und Naturwissenschaften (MINT): 8
- Life Sciences: 15
- e-Infrastrukturen: 4

Folgende Trägerinstitutionen reichten neue Vorhaben ein:

- ETH-Bereich: 8
- Kantonale Universitäten: 22
- Fachhochschulen: 1

Dass die Summe dieser Zahlen 31 ergibt, liegt daran, dass drei Vorschläge gemeinsam vom ETH-Bereich und von kantonalen Universitäten eingereicht wurden.

Das Finanzvolumen aller 28 neuen Vorhaben wurde auf rund 1,1 Milliarden Franken geschätzt (gesamte Investitions- und Betriebskosten für die Förderperiode 2025–2028, Stand Januar 2022). Auf die 15 vom SNF mit «A» eingestuften Vorhaben entfällt ein Finanzvolumen von 788,1 Millionen Franken.⁸

⁷ Einige Vorhaben wurden letztlich nicht eingereicht, andere wurden zusammengelegt.

⁸ Dieser Finanzbedarf wurde im Rahmen der vertieften Evaluation (3. Evaluationsstufe) erhöht, bestätigt oder reduziert und unter finanztechnischen Klärungen präzisiert.

5 3. Evaluationsstufe (Phase 3) durch die zuständigen Organe

5.1 Verteilung der Aufgaben

Gemäss dem Bundesgesetz über die Förderung der Forschung und der Innovation (FIFG) sind primär die Hochschulen bzw. deren Träger für die Unterstützung und Finanzierung von Forschungsinfrastrukturen zuständig. Den Forschungsförderorganen des Bundes (SNF, Akademien der Wissenschaften) kommt bei der Unterstützung von Forschungsinfrastrukturen eine subsidiäre Rolle zu (Art. 10 Abs. 3 Bst. c und Art. 11 Abs. 6 FIFG). Der Bund seinerseits ist für die subsidiäre Förderung von Forschungsinfrastrukturen von nationaler Bedeutung (Art. 15 FIFG) sowie für völkerrechtlich geregelte Beteiligungen der Schweiz an international koordinierten Forschungsinfrastrukturen (Art. 28 FIFG) zuständig.

Im ETH-Bereich sind der ETH-Rat, die beiden universitären Hochschulen (ETH Zürich und EPF Lausanne) sowie die vier Forschungsanstalten (Paul Scherrer Institut, Eidgenössische Forschungsanstalt für Wald, Schnee und Landschaft, Eidgenössische Materialprüfungs- und Forschungsanstalt, Eidgenössische Anstalt für Wasserversorgung, Abwasserreinigung und Gewässerschutz) im Rahmen des ETH-Gesetzes und der strategischen Ziele des Bundesrates für den ETH-Bereich für die Realisierung ihrer Forschungsinfrastrukturen (auch mit Drittmitteln) verantwortlich. Bei den kantonalen Universitäten beteiligt sich der Bund subsidiär über die Grundbeiträge nach dem Bundesgesetz über die Förderung der Hochschulen und die Koordination im schweizerischen Hochschulbereich (HFKG) an der Finanzierung der Forschungsinfrastrukturen in der Zuständigkeit der kantonalen Hochschulen (Universitäten und Fachhochschulen). Um die kostspielige Anfangsphase der Umsetzung zu unterstützen, hat der Bund im Rahmen der bestehenden Instrumente (Art. 47 Abs. 3 HFKG) für die vorliegende Roadmap eine zusätzliche subsidiäre und zeitlich begrenzte Finanzhilfe eingeführt (siehe Kap. 5.3).

Angehts der obigen Ausführungen fielen alle 28 Vorhaben, die vom SNF in der Phase 2 geprüft wurden, entweder in die Zuständigkeit des ETH-Rates (5 Vorhaben) oder von swissuniversities (20 Vorhaben, davon 19 von kantonalen Universitäten und eines einer Fachhochschule). Drei Vorhaben liegen in der gemeinsamen Zuständigkeit beider Organe.

Beide zuständigen Organe führten für die Vorhaben, die der SNF mit der Exzellenzstufe «A» bewertet hatte (insgesamt 15 Vorhaben), die 3. Evaluationsstufe nach ihrem eigenen Verfahren durch, wobei sie sich an den gemeinsamen Kriterien der Roadmap orientierten und Planung, Governance und Management ebenso wie die Finanzlage und die Unterstützung der Institutionen prüften.

5.2 Vertiefte Prüfung: Umsetzbarkeit (Finanzierung, Planung, Governance und Management) – Ergebnisse

Am Ende der Phase 3 der Evaluation empfahlen die zuständigen Organe alle 15 mit der Exzellenzstufe «A» bewerteten Vorhaben (hohe wissenschaftliche Bedeutung) für eine vertiefte Prüfung hinsichtlich ihrer Umsetzung. Hier sei erwähnt, dass in diesem Stadium zwei Vorhaben zusammengelegt wurden. Folglich wurden 14 Infrastrukturen als prioritär behandelt. Tabelle 5.1 zeigt eine Übersicht dieser Forschungsinfrastrukturen in der Reihenfolge ihres Finanzvolumens. Die geschätzten Gesamtkosten für die Förderperiode 2025–2028 belaufen sich auf rund 788 Millionen Franken, wovon rund 550 Millionen auf den Bund entfallen (Stand Januar 2023). Abbildung 5.1 zeigt die Aufteilung der Kosten nach wissenschaftlichen Bereichen für die 14 von den zuständigen Organen empfohlenen Vorhaben.

5.3 Ausserordentliche Unterstützung nach Artikel 47 Absatz 3 HFKG

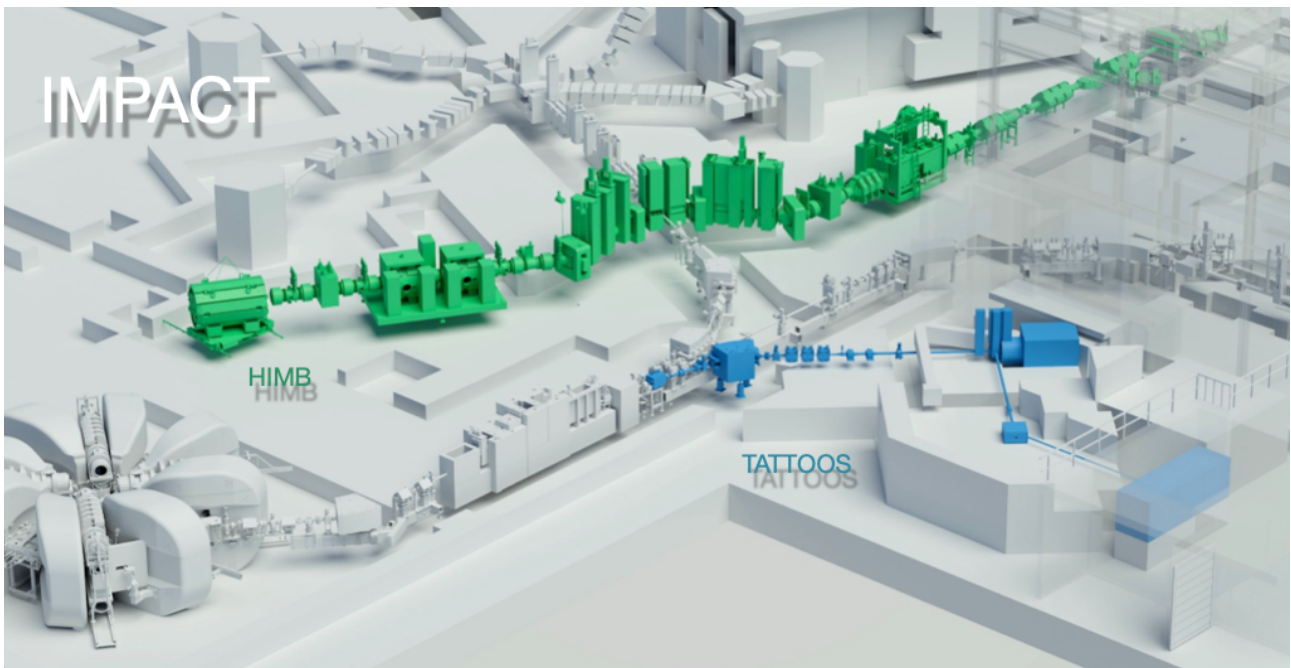
Im Rahmen des Roadmap-Prozesses 2023 hat der Bund gestützt auf den bereits vorhandenen Artikel 47 Absatz 3 des Hochschulförderungs- und -koordinationsgesetzes (HFKG) ein Mittel der ausserordentlichen Unterstützung für neue Forschungsinfrastrukturen der kantonalen Hochschulen eingeführt. Die Finanzhilfe beschränkt sich in der Regel auf eine Vierjahresperiode und dient zur Deckung der Investitions- und Betriebskosten in der Anfangsphase. Der Bund übernimmt höchstens 50 Prozent der Kosten. Weitere Kriterien sind:

- Das Projekt ist Teil der strategischen Planung von swissuniversities⁹ und der hochschulpolitischen Schwerpunkte;
- der SNF hat das Forschungsinfrastrukturvorhaben der höchsten Exzellenzstufe zugeordnet (Note «A»);
- das Infrastrukturvorhaben fällt in einen «besonders kostenintensiven Bereich» gemäss der Definition in Artikel 40 HFKG oder einen prioritären Bereich gemäss Beschluss der Schweizerischen Hochschulkonferenz¹⁰;

- das Vorhaben wird auf nationaler Ebene koordiniert und bringt nachweislich einen Effizienzgewinn ohne Qualitätseinbusse;
- die Investitions- und Betriebskosten der geplanten Forschungsinfrastruktur belaufen sich während der vierjährigen BFI-Periode 2025–2028 auf mindestens zehn Millionen Franken.

Gestützt auf diese Kriterien hat swissuniversities für zehn Vorhaben eine ausserordentliche Unterstützung gemäss Artikel 47 Absatz 3 HFKG beantragt (siehe Tabelle 5.3).

Sieben der von swissuniversities vorgeschlagenen Vorhaben sind im Bereich Dateninfrastrukturen angesiedelt. Daher hat das SBFI den anfangs 2022 gegründeten *Open Research Data (ORD) Strategy Council* angefragt, ob er die vorgeschlagenen Vorhaben als Teil der ORD-Landschaft gemäss der ORD-Strategie und des ORD-Aktionsplans betrachtet. In Abhängigkeit der verfügbaren Mittel gemäss BFI-Botschaft 2025–2028 und nach Konsultation der Schweizerischen Hochschulkonferenz (SHK) wird das SBFI bis Anfang 2024 entscheiden, welche Infrastrukturvorhaben der kantonalen Hochschulen gemäss Artikel 47 Absatz 3 HFKG unterstützt werden können (unter Vorbehalt der vom Parlament mit der BFI-Botschaft 2025–2028 gewährten Kredite).



Das Ziel des Projekts IMPACT ist es, mit dem Bau von zwei neuen Anlagen am bestehenden Protonenbeschleuniger wesentlich bessere Experimente in der Teilchenphysik, den Materialwissenschaften, den Biowissenschaften sowie in der Medizin zu ermöglichen. In der Schweizer Roadmap für Forschungsinfrastrukturen 2023 ist HIMB erstmals aufgeführt. Bild: Paul Scherrer Institut/Mahir Dzambegovic

⁹ Siehe Anhang 4 der Strategischen Planung von swissuniversities.

¹⁰ Zu den vier prioritären Bereichen gehören i) Infrastrukturen und Dienstleistungen für die Generierung, Verarbeitung und Speicherung von wissenschaftlichen Daten und Informationen, ii) Hochleistungsrechnern, iii) bildgebende Verfahren und iv) Tierhaltung und Tierversuche.

Tabelle 5.1: Nach Abschluss des Roadmap-Prozesses priorisierte Infrastrukturen und Kosten für die Förderperiode 2025–2028

Bereich	Institution(en)	Projekt	Gesamtkosten (Mio. CHF) ¹¹	Kosten Bund (Mio. CHF)
e-Infrastruktur	ETH Zürich	Sustained Scientific User Laboratory for Simulation and Data-based Science at CSCS (HPCN-28)	205,0	189,0
MINT	PSI, UZH	Isotope and Muon Production using Advanced Cyclotron and Target Technologies (IMPACT) ¹²	93,4	80,3 (davon 4,5 Art. 47)
Life Sciences und Medizin	(siehe Anhang I.1)	SwissBioData Ecosystem (SBDe)	90,7	44,1 (davon 24,2 Art. 47)
e-Infrastruktur	EPFL, ETH Zürich, PSI	Swiss Data Science Center+ (SDSC+)	80,0	60,0
Life Sciences und Medizin	UZH	Swiss Institute for Drug and Device Development (SI3D)	68,2	19,9 (Art. 47)
Life Sciences und Medizin	EPFL, ETH Zürich, PSI, Empa, UNIL, UNIBAS, UNIBE, UNIGE, UZH	EM-Frontiers ¹³	53,8	41,0 (davon 11,0 Art. 47)
Life Sciences und Medizin	(siehe Anhang I.1)	Imaging and Omics Platform for Swiss Citizen Health (IOP4CH)	45,9	23,0 (Art. 47)
Life Sciences und Medizin	ETH Zürich, WSL, Empa, Eawag, EPFL	Swiss Biosites for Sustainable Agriculture and Agroecology (SISAL)	37,9	34,4
e-Infrastruktur	UNIGE	Swiss Quantum Communication Infrastructure (Swiss-QCI)	24,8	12,2 (Art. 47)
MINT	EPFL, PSI	Swiss Fusion Hub	24,3	19,3
MINT	UNIL, UNIGE, UNIBE, EPFL, ETH Zürich	A Swiss Geo-Time Research Infrastructure (Geo-TIME)	22,4	8,9 (davon 6,8 Art. 47)
Life Sciences und Medizin	UZH, UNIBE, UNIBAS, UNIGE, UNIL	Swiss Digital Pathology Initiative (SDPI)	18,4	9,1 (Art. 47)
Life Sciences und Medizin	UZH	Operating Room-X : A Translational Hub for Surgical Research and Innovation (OR-X)	13,1	3,7 (davon 3,3 Art. 47)
MINT	UZH	Airborne Research Facility for the Earth System (ARES)	10,2	5,0 (Art. 47)
Total			788,1	549,9

Anhang I.1 der vorliegenden Roadmap liefert eine detaillierte Beschreibung dieser vorgeschlagenen Forschungsinfrastrukturen.

¹¹ Das detaillierte Budget ist in Anhang I.1 zu finden.

¹² Projekt in der gemeinsamen Zuständigkeit des ETH-Rates und swissuniversities.

¹³ Projekt in der gemeinsamen Zuständigkeit des ETH-Rates und swissuniversities.

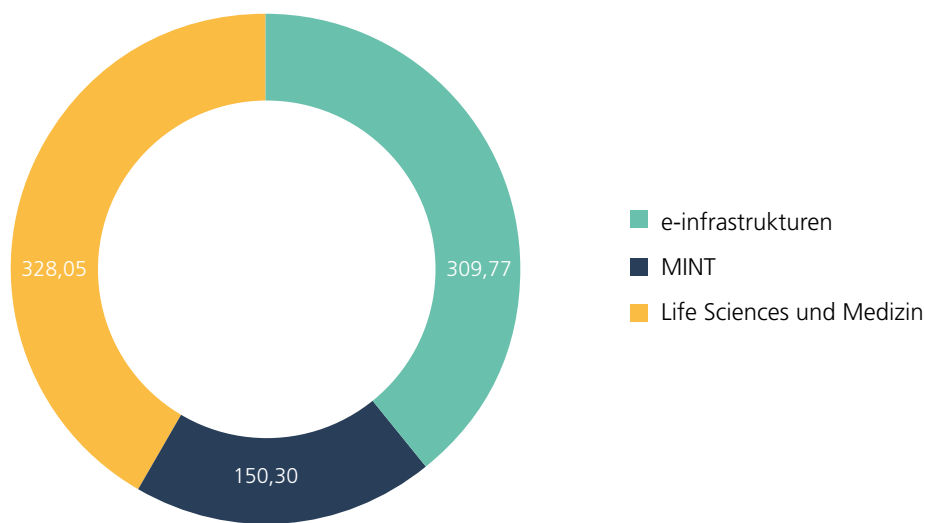


Abbildung 5.1: Verteilung der Finanzmittel nach Bereichen (n=14 empfohlene Vorhaben für insgesamt 788,1 Mio. CHF).

a) ETH-Bereich (Stand Januar 2023)

Gemäss dem Strategischen Plan 2025–2028 des ETH-Rats für den ETH-Bereich¹⁴ kommt den in Tabelle 5.2 aufgeführten Forschungsinfrastrukturen eine besondere strategische Bedeutung zu. Nach den positiven Beurteilungen unterstützt der ETH-Rat die Aufnahme der sechs in dieser Tabelle genannten Projekte (einschliesslich der gemeinsamen Vorhaben mit swissuniversities) in die Roadmap 2023.

Für die vollständige Realisierung der sechs Forschungsinfrastrukturvorhaben (vier Upgrades, zwei neue Vorhaben) ergibt sich für die Förderperiode 2025–2028 ein geschätzter Mittelbedarf von insgesamt 494,4 Millionen Franken. Davon sollen 408,5 Millionen Franken (davon 282,5 Mio. CHF durch den ETH-Rat mittels zentralisiert eingeplanter Ressourcen) aus dem Zahlungsrahmen des ETH-Bereichs geschöpft werden. Kann der ETH-Rat die Finanzierung nicht über den für ihn bestimmten und vom Parlament zu beschliessenden Zahlungsrahmen für die Jahre 2025–2028 abdecken, wird er zu gegebenem Zeitpunkt im Rahmen seiner finanziellen Möglichkeiten über die Realisierung bzw. die Finanzierungsmodalitäten der Vorhaben entscheiden.

Neben den Investitionen in Forschungsinfrastrukturen der Roadmap 2023 werden während der BFI-Periode 2025–2028 erhebliche Mittel für den Betrieb sowie für die Weiterentwicklung bzw. den Ausbau bestehender Forschungsinfrastrukturen bereitgestellt (siehe Strategischer Plan 2025–2028 des ETH-Rats für den ETH-Bereich).

Fazit:

- Für die sechs aufgeführten Forschungsinfrastrukturen entstehen dem Bund (als Träger des ETH-Bereichs) für die BFI-Periode 2025–2028 Kosten in der Höhe von 408,5 Millionen Franken.
- Die effektiven Mittel werden Teil des Zahlungsrahmens für den ETH-Bereich sein, der in der BFI-Botschaft 2025–2028 festgelegt wird.
- Der Entscheid betreffend die Umsetzung und den Umfang der Finanzierung dieser Forschungsinfrastrukturen während der Förderperiode 2025–2028 obliegt dem ETH-Rat bzw. den Institutionen des ETH-Bereichs.

¹⁴ Strategischer Plan 2025–2028 des ETH-Rates für den ETH-Bereich, 2022.

Tabelle 5.2: Priorisierte Infrastrukturen des ETH-Bereichs

Nr. ¹⁵	Bezeichnung Forschungsinfrastruktur	Hauptverantwortliche Trägerinstitution	Geschätzter Mittelbedarf 2025–2028 (Mio. CHF)	Mittelbedarf zulasten Zahlungsrahmen ETH-Bereich (Mio. CHF)
1	Sustained Scientific User Laboratory for Simulation and Data-based Science at CSCS (HPCN-28)	ETH Zürich	205,0	189,0
2	Isotope and Muon Production using Advanced Cyclotron and Target Technologies (IMPACT) ¹⁶	PSI und UZH	93,4	75,8
4	Swiss Data Science Center+ (SDSC+)	EPFL	80,0	60,0
6	EM-Frontiers ¹⁷	EPFL und mehrere Universitäten ¹⁸	53,8	30,0
8	Swiss Biosites for Sustainable Agriculture and Agroecology (SISAL)	ETH Zürich	37,9	34,4
10	Swiss Fusion Hub	EPFL	24,3	19,3
		Total	494,4	408,5

15 Für detaillierte Informationen siehe Anhang I.1. Die Vorhaben sind dort gemäss dieser Nummerierung aufgeführt.

16 Projekt in der gemeinsamen Zuständigkeit des ETH-Rates und swissuniversities.

17 Projekt in der gemeinsamen Zuständigkeit des ETH-Rates und swissuniversities.

18 Universitäten Bern, Basel, Lausanne, Genf und Zürich.

b) Kantonale Hochschulen (Stand Januar 2023)

Nach einer positiven Beurteilung und gemäss den strategischen Planungen der kantonalen Hochschulen hat swissuniversities die zehn in Tabelle 5.3 aufgeführten Vorhaben (einschliesslich zwei Vorhaben in der gemeinsamen Zuständigkeit mit dem ETH-Rat) zur Umsetzung vorgeschlagen. Darüber hinaus hat swissuniversities beim SBF für diese zehn Vorhaben eine ausserordentliche Unterstützung gemäss Artikel 47 Absatz 3 HFKG beantragt. Über diese Gesuche entscheidet das SBF Anfang 2024 unter Vorbehalt der vom Parlament mit der BFI-Botschaft 2025–2028 Ende 2024 gewährten Kredite.

Fazit:

- Die vollständige Realisierung dieser zehn neuen Forschungsinfrastrukturvorhaben würde zu Ausgaben zulasten des Bundes in der Höhe von 141,4 Millionen Franken führen, via Projekte mit dem ETH-Bereich, Beiträge gemäss Artikel 47 Absatz 3 HFKG und Gesuche gemäss Artikel 15 FIFG.
- Über die zusätzliche Unterstützung gemäss Artikel 47 Absatz 3 HFKG wird im Finanzrahmen der BFI-Botschaft 2025–2028 im Jahr 2024 entschieden.
- Der Entscheid betreffend die Umsetzung und den Umfang der Finanzierung dieser neuen Forschungsinfrastrukturen während der BFI-Periode 2025–2028 obliegt den zuständigen Hochschulen.

Tabelle 5.3: Priorisierte Infrastrukturen der kantonalen Hochschulen

Nr. ¹⁹	Bezeichnung Forschungsinfrastruktur	Hauptverantwortliche Trägerinstitution	Geschätzter Mittelbedarf 2025–2028 (Mio. CHF)	Anträge Art. 47 Abs. 3 (Mio. CHF)	Zulasten des Bundes, ohne Art. 47 Abs. 3 (Mio. CHF)
2	Isotope and Muon Production using Advanced Cyclotron and Target Technologies (IMPACT) ²⁰	UZH und PSI	93,4	4,5	(75,8) siehe Tabelle 5.2
3	SwissBioData Ecosystem (SBDe)	UNIBE und SIB	90,7	24,2	19,9
5	Swiss Institute for Drug and Device Development (SI3D)	UZH	68,2	19,9	--
6	EM-Frontiers ²¹	Mehrere Universitäten und EPFL ²²	53,8	11,0	(30,0) siehe Tabelle 5.2
7	Imaging and Omics Platform for Swiss Citizen Health (IOP4CH)	UNIBAS und SwissTPH	45,9	23,0	--
9	Swiss Quantum Communication Infrastructure (Swiss-QCI)	UNIGE	24,8	12,2	--
11	A Swiss Geo-Time Research Infrastructure (Geo-TIME)	UNIL	22,4	6,8	2,1
12	Swiss Digital Pathology Initiative (SDPI)	UZH	18,4	9,1	--
13	Operating Room-X: A Translational Hub for Surgical Research and Innovation (OR-X)	UZH	13,1	3,3	0,4
14	Airborne Research Facility for the Earth System (ARES)	UZH	10,2	5,0	--
Total			440,9	119,0	22,4

Der gesamte Mittelbedarf für die vollständige Umsetzung der zehn Forschungsinfrastrukturen wird auf 440,9 Millionen Franken geschätzt, davon 119 Millionen nach Artikel 47 Absatz 3 HFKG.

c) Bund

Der Bund ist für kein Projekt direkt verantwortlich. Gesuche um Beiträge an Forschungseinrichtungen von nationaler Bedeutung (Art. 15 FIFG) werden in einem separaten Verfahren behandelt. Gesuchstellerinnen und Gesuchsteller müssen ihr Vorhaben bis am 30. Juni 2023 einreichen (Art. 12 V-FIFG-WBF, SR 420.111). Die Gesuche werden vom Schweizerischen Wissenschaftsrat (SWR) geprüft und der Entscheid des Eidgenössischen

Departements für Wirtschaft, Bildung und Forschung fällt Ende 2024 entsprechend den Finanzentscheiden des Parlaments zur BFI-Botschaft 2025–2028.

Im Übrigen wird der Bund Infrastrukturvorhaben der kantonalen Hochschulen, nach Absprache mit der SHK, aufgrund von Artikel 47 Absatz 3 des Hochschulförderungs- und -koordinationsgesetzes (HFKG) unterstützen. Das Verfahren zu dieser ausserordentlichen Finanzierung ist in Kapitel 5.3 beschrieben.

¹⁹ Für detaillierte Informationen siehe Anhang I.1. Die Vorhaben sind dort gemäss dieser Nummerierung aufgeführt.

²⁰ Projekt in der gemeinsamen Zuständigkeit des ETH-Rates und swissuniversities.

²¹ Projekt in der gemeinsamen Zuständigkeit des ETH-Rates und swissuniversities.

²² Universitäten Bern, Basel, Lausanne, Genf und Zürich.

6 Fazit und Ausblick

Die Roadmap 2023 ist die vierte Ausgabe dieses Berichts. Die untenstehende Tabelle zeigt die Entwicklung und die Veränderungen im Laufe der Zeit.

Roadmap für Forschungsinfrastrukturen (FI)					
	2011	2015	2019	2023	
Nationale Ebene	Nationale FI berücksichtigt	Nein	Ja	Ja	Ja
	Formelle Kriterien vor der wissenschaftlichen Evaluation der nationalen FI	<i>(Keine nationalen FI)</i>	Europäische Definition	<ul style="list-style-type: none"> • Europ. Definition • Neue FI²³ • Reife • Kosten > MCHF 5 	<ul style="list-style-type: none"> • Europ. Definition • Neue FI²⁴ • Reife • Kosten > MCHF 5
	Spezialfinanzierung des Bundes für nationale FI	<i>(Keine nationalen FI)</i>	Nein	Nein	Ja ²⁵
	Inventar der nationalen FI	<i>(Keine nationalen FI)</i>	Ja	Nein	Nein
Internationale Ebene	Internationale FI berücksichtigt	Ja	Ja	Ja	Ja ²⁶
	Formelle Kriterien für internationale FI und ERIC	Interesse Schweizer Beteiligung	Interesse Schweizer Beteiligung	Interesse Schweizer Beteiligung	Interesse Schweizer Beteiligung
Prozess	Ständige Arbeitsgruppe mit BFI-Partnern	Nein	Ja	Ja	Ja
	Koordination der Evaluation nationaler und internationaler FI	<i>(Keine nationalen FI)</i>	Nein	Nein	Ja
	Weitere Massnahmen	--	--	--	<ul style="list-style-type: none"> • Fachspezifische Roadmaps • Prüfung der Übereinstimmung mit der ORD-Strategie

²³ Neue Forschungsinfrastruktur oder substanzielles Upgrade.

²⁴ Neue Forschungsinfrastruktur oder substanzielles Upgrade.

²⁵ Unterstützung für die Anfangsphase, in der Regel auf vier Jahre beschränkt (Art. 47 Abs. 3 HFKG, siehe Kap. 5.3).

²⁶ Die Bedeutung neuer Schweizer Beteiligungen an internationalen Infrastrukturen wurde vom SNF gleichzeitig mit der wissenschaftlichen Evaluation der neuen nationalen Infrastrukturvorhaben geprüft.

Die in dieser Roadmap 2023 zur Umsetzung vorgeschlagenen Forschungsinfrastrukturen spiegeln den Planungsstand per Ende Januar 2023.

Das WBF (SBFI) ist dafür verantwortlich, die in der Roadmap 2023 enthaltenen Mehrjahresprogramme der Förderorgane zu berücksichtigen und dem Bundesrat mit der BFI-Botschaft 2025–2028 – im Rahmen der verfügbaren BFI-Mittel – seine allfälligen Umsetzungsvorschläge zu unterbreiten.

Als Planungsinstrument liefert die Roadmap einen Überblick über neu geplante Forschungsinfrastrukturen und auch aktuelle Informationen zur Umsetzung von Vorhaben, die in den Roadmaps 2015 und 2019 ausgewählt wurden. Zudem dient sie als Basis für die notwendige Koordination der nationalen Planung für Forschungsinfrastrukturen mit der entsprechenden Planung auf internationaler und europäischer Ebene gemäss ESFRI-Roadmap (siehe *Roadmap Forschungsinfrastrukturen 2023: Teil II Schweizer Beteiligungen an internationalen Forschungsinfrastruktur-Netzwerken*).

Diese Roadmap enthält jedoch keine Beschlüsse über die Höhe oder die Verteilung allfälliger Bundesmittel auf Förderkredite der BFI-Botschaft 2025–2028. Im Bereich der kantonalen Hochschulen unterstützt der Bund indirekt Infrastrukturen nach dem Subsidiaritätsprinzip gemäss dem Hochschulförderungs- und -koordinationsgesetz (HFKG). Im ETH-Bereich sind der ETH-Rat, die beiden universitären Hochschulen ETH Zürich und EPF Lausanne sowie die vier Forschungsanstalten im

Rahmen des ETH-Gesetzes und der strategischen Ziele des Bundesrates für den ETH-Bereich für die Realisierung ihrer Forschungsinfrastrukturen zuständig. Bei den Forschungsinfrastrukturen, die Gegenstand der Mehrjahresplanung der Forschungsorgane sind, hängen die Umsetzung und die Finanzierung der Vorhaben vom finanziellen Beitrag des Bundes an den SNF und die Akademien der Wissenschaften ab. Der Bund ist für die Beteiligung der Schweiz an internationalen (europäischen) Forschungsinfrastrukturen zuständig.

Die eingesetzten Mittel werden – entsprechend dem Zahlungsrahmen des ETH-Bereichs, dem Kredit gemäss HFKG, dem Kredit für die Forschungsorgane und dem Kredit für die internationale Zusammenarbeit – vom Parlament im Kontext der BFI-Botschaft 2025–2028 beschlossen.

Im Hinblick auf die nächste Roadmap 2027 wird das SBFI den Prozess gemeinsam mit den Partnern überprüfen und je nach Ergebnis gegebenenfalls anpassen.

7 Abkürzungsverzeichnis

Abkürzung	Bedeutung
BFI	Bildung, Forschung und Innovation
Eawag	Eidgenössische Anstalt für Wasserversorgung, Abwasserreinigung und Gewässerschutz (ETH-Bereich)
EMPA	Eidgenössische Materialprüfungs- und Forschungsanstalt (ETH-Bereich)
EPFL	ETH Lausanne
ERIC	European Research Infrastructure Consortium
ESFRI	European Strategy Forum on Research Infrastructures
ETH	Eidgenössische Technische Hochschule
FIFG	Bundesgesetz über die Förderung der Forschung und der Innovation (SR 420.1)
HFKG	Hochschulförderungs- und -koordinationsgesetz (SR 414.20)
ORD	Open Research Data
PSI	Paul Scherrer Institut (ETH-Bereich)
SAGW	Schweizerische Akademie der Geistes- und Sozialwissenschaften
SAMW	Schweizerische Akademie der medizinischen Wissenschaften
SBFI	Staatssekretariat für Bildung, Forschung und Innovation
SCNAT	Akademie der Naturwissenschaften Schweiz
SHK	Schweizerische Hochschulkonferenz (gemäss HFKG)
SNF	Schweizerischer Nationalfonds
swissuniversities	Rektorenkonferenz der Schweizerischen Hochschulen (gemäss HFKG)
SWR	Schweizerischer Wissenschaftsrat
WBF	Eidgenössisches Departement für Wirtschaft, Bildung und Forschung
WSL	Eidgenössische Forschungsanstalt für Wald, Schnee und Landschaft (ETH-Bereich)

8 Anhang I

Anhang I.1: Neue nationale Infrastrukturvorhaben der Roadmap 2023 (oder substanzielle Upgrades)

Anhang I.2: Aktualisierung der nationalen Infrastrukturen der Roadmaps 2015 und 2019

Wichtige Anmerkungen:

- 1) Die hier aufgeführten finanziellen Informationen sind Planzahlen der Hochschulen / Verantwortlichen der Infrastrukturen.
- 2) Die hier aufgeführten Finanzaufstellungen für die BFI-Perioden 2025–2028 und 2029–2032 sind Planzahlen. Sie dienen einer groben Abschätzung der voraussichtlich anfallenden Kosten und deren Verteilung.
- 3) Letzte Aktualisierung der Informationen: Dezember 2022 bis Januar 2023

1. Sustained Scientific User Laboratory for Simulation and Data-based Science at CSCS (HPCN-28)	28
2. Isotope and Muon Production using Advanced Cyclotron and Target Technologies (IMPACT)	30
3. SwissBioData Ecosystem (SBDe)	32
4. Swiss Data Science Center+ (SDSC+)	34
5. Swiss Institute for Drug and Device Development (SI3D)	36
6. EM-Frontiers.....	38
7. Imaging and Omics Platform for Swiss Citizen Health (IOP4CH).....	40
8. Swiss Biosites for Sustainable Agriculture and Agroecology (SISAL).....	42
9. Swiss Quantum Communication Infrastructure (Swiss-QCI).....	44
10. Swiss Fusion Hub	46
11. A Swiss Geo-Time Research Infrastructure (Geo-Time).....	48
12. Swiss Digital Pathology Initiative (SDPI)	50
13. Operating Room-X (OR-X): A Translational Hub for Surgical Research and Innovation.....	52
14. Airborne Research for the Earth System (ARES).....	54

1. Sustained Scientific User Laboratory for Simulation and Data-based Science at CSCS (HPCN-28)

Category: e-Infrastructure

Host institution(s): ETH Zurich

Main funding sources: ETH Board, ETH Zurich

Roadmap entry: 2015

Description / Development prospects

a. National level

Overview

The Swiss National Supercomputing Centre in Lugano (CSCS) develops and operates an open access research infrastructure (RI) for extreme-scale scientific computing and data processing. This RI is a User Laboratory for supercomputing and organised around two main programs: i) a User Program that provides global access to CSCS supercomputing resources; and ii) a development program of supercomputing applications and expertise that is organised under the Platform for Advanced Scientific Computing (PASC) that is accessible to researchers based in Switzerland. Additionally, several Swiss institutions, national RIs, user facilities, and research projects benefit directly from the economies of scale reached at CSCS thanks to the HPCN-funded infrastructure having dedicated access to resources and services at CSCS. A very substantial societal impact of the HPCN initiative is the development of technologies for weather and climate modelling, and their direct benefits for the Federal Office of Meteorology and Climatology (MeteoSwiss)

Detailed description

Currently, the CSCS User Laboratory is among the leading RIs of its kind globally. Its successful flagship supercomputer Piz Daint has led to increasing scientific output by scientists in most domains and institutions in Switzerland. Since 2017, CSCS has provided state-of-the-art supercomputing and data services using a conventional HPC system architecture and cloud-native solutions. With the HPCN-24 upgrade, CSCS is introducing a data centre infrastructure dubbed Alps that implements a cloud-native architecture directly on the supercomputer. Cloud-native technologies enable us to target workflows, data, and computing usages of emerging and challenging science domains.

Within HPCN-28, CSCS will upgrade its infrastructure to continue to lead worldwide by providing researchers access to extreme-scale supercomputing and data services

on advanced, geo-redundant data centre infrastructures that combine the virtues of HPC and cloud-native technologies. It will furthermore continue its successful PASC initiative of evolving application software for energy-efficient simulations and data analysis, and its established application-driven co-design approach to the development of supercomputers.

Access to the User Laboratory is through an open and transparent peer-review process for both researchers and research communities. There are two tiers of allocations researchers can apply for: Tier 1 projects for up to one million node-hours p.a. are allocated by a panel of eminent, non-Swiss scientists that include the members of the CSCS Scientific Advisory Board (SAC), and Tier 0 for larger projects accessible to researchers worldwide. Announcements of Tier 0 calls are made at the European level. The structure of both processes is similar, being based on peer review and scientific excellence. Community access to tailored data and workflow platforms will be based on their reviewed and sponsored scientific roadmaps, and regular review of readiness for compliance with and achievement of roadmap milestones.

b. International level

All infrastructure resources made available through the User Program are accessible to all scientists, irrespective of the country they are based in, and allocation decisions are taken purely on the basis of a transparent peer-review-based process. From a European perspective, in recent years approximately 40% of CSCS resources have been made available via the Partnership for Advanced Computing in Europe (PRACE), at which Switzerland (ETHZ) participates. As the relationship between Europe and Switzerland, in particular the path taken by EuroHPC, is continually evolving, the precise future implementation of international access remains open, and CSCS will be flexible and open to all possible developments. We will continue to pursue the established path and Switzerland's tradition of open access to research infrastructures, and we will continue to focus on bilateral and multilateral collaboration with other research infrastructures and science communities. The software strategy followed with the PASC programme is internationally recognised as exemplary. The software frameworks developed for the

weather and climate domain, for example, will support major European models such as the IFS of the European Centre for Medium-Range Weather Forecasts (ECMWF), or the ICON model developed by the Max Planck Institute (MPI) for Meteorology and the German Weather Service (DWD), as well as the leading US model FV3 developed by the Geophysical Fluid Dynamics Laboratory (GFDL) at Princeton. The Alps infrastructure and the associated ecosystem being developed at CSCS, means that Switzerland will continue to be in the league of leading countries in scientific computing in Europe and worldwide.

c. Development prospects

Computing technologies, including both hardware and software layers, have to be continually renewed to remain competitive and (energy) efficient. In the post-Moore's

Law era, increasing hardware variety, and rapid evolution driven by novel cloud-native and data-driven approaches require an active pursuit of new technologies. The HPCN initiative provides a funding envelope for investments enabling the design and preparation of applications, and the implementation of a competitive data centre infrastructure, as well a commitment from ETH Zurich to fund User Lab operations (estimated operating costs are based on 2021 electricity prices at CHF 0.14 per kWh). The resulting expertise with operating geo-redundant, cloud-native technology will be essential to operate infrastructure at the scale needed in the near future, e.g., for digital twins of the earth, which will require locating infrastructure close to electricity and cooling sources that are green and economically competitive.

d. Costs (in CHF m)

2021–2024		2025–2028		2029–2032	
Higher Education Institution ETH, EPFL, Swiss Univ. (PASC)	12.00	Higher Education Institution ETH, EPFL, Swiss Univ. (PASC)	16.00	Higher Education Institution ETH, EPFL, Swiss Univ. (PASC)	20.00
Canton	0	Canton	0	Canton	0
Swiss Confederation ETH Board ETH Zurich (operations)	122.00 78.00	Swiss Confederation ETH Board ETH Zurich (operations)	100.00 89.00	Swiss Confederation ETH Board ETH Zurich (operations)	150.00 84.00
Third parties	0	Third parties	0	Third parties	0
Total budget	212.00	Total	205.00	Total	254.00

Costs overview (2021–2024)		2025–2028		2029–2032	
Investments	110.00	Investments	84.00	Investments	130.00
Operating costs	78.00	Operating costs	89.00	Operating costs	84.00
Other costs	24.00	Other costs	32.00	Other costs	40.00
Total costs	212.00	Total	205.00	Total	254.00

Development Phases	Years
Design	2024–2025
Preparation	2025–2028
Implementation	2025–2028
Operation	2024–2032

2. Isotope and Muon Production using Advanced Cyclotron and Target Technologies (IMPACT)

Category: instrument and associated delivery facilities
Host institution(s): PSI, UZH
Main funding sources: ETH Board, Swiss Confederation (SERI)²⁷, PSI, UZH
Roadmap entry: 2023

Description / Development prospects

a. National level

Overview

The IMPACT project aims to produce and fully exploit unprecedented intensities and quantities of muons and radionuclides at the High Intensity Proton Accelerator (HIPA) for advancements in particle physics, chemistry, materials science, life sciences, medicine, and clinical research. Two new target stations, one for High-Intensity Muon Beams (HIMB), and one for the Targeted Alpha Tumor Therapy and Other Oncological Solutions (TATTOOS) online isotope separation facility, will significantly extend the existing infrastructure. HIMB will provide two orders of magnitude higher muon intensities and TATTOOS unrivalled quantities of a wide range of previously unobtainable radionuclides.

Detailed description

HIMB will boost experimental sensitivity and provide research platforms for a broad national and international user community in particle physics and condensed matter research. A vastly enlarged discovery potential will challenge the Standard Model of particle physics. The UZH center for Detector & Matter at Extremes Test and Research (DEMETER) will develop new instrumentation and establish new technologies for particle detection and sample environments leading to a sea change in muon sciences that will overcome statistical limitations in order to access uncharted parameter space.

The technological developments will bridge to other applications and fields, e.g., sample environments for other large-scale national and international user facilities, and detector applications for high-energy particle physics, photon science, and medical applications. TATTOOS enables global frontline research in radiochemistry, radiopharmacy, and translational nuclear medicine. It will lead to unprecedented production rates of emerging radionuclides for cancer diagnosis and therapy, in particular

α -particle emitters, via spallation reactions and isotope mass separation. The facilities at PSI, UZH, and University Hospital Zurich (USZ) will enable radionuclide development, synthesis and preclinical in vitro and in vivo characterisation of novel radiolabeled biomolecules, and the preparation of promising drug candidates according to Good Manufacturing Practice for human application in a «bench-to-bedside» manner. IMPACT is strongly endorsed and supported by a broad community of leading researchers and research collaborations as well as institutions, academic societies, industry, and Swiss hospitals.

b. International level

The High Intensity Proton Accelerator complex (HIPA) at the Paul Scherrer Institute (PSI) hosts the most powerful proton cyclotron worldwide and is among the most energy-efficient accelerators. The enhancements and new opportunities provided by IMPACT excite international partners, as demonstrated by the large number of support letters from three continents. TATTOOS will be an international game-changer in its ability to produce next-generation radionuclides in significant quantities for the development of new cancer diagnostics and therapeutics. HIMB will, amongst other things, benefit international research partnerships in search of new effects beyond the Standard Model of particle physics and novel materials research, thus, enabling Switzerland to continue to play a leading role at the Intensity Frontier in muon physics for many years to come.

c. Development prospects

The core of the IMPACT installation will be located at PSI's HIPA facility. For HIMB, one of the existing target stations with its two connected beamlines will be completely dismantled and rebuilt. The new target station will feature an optimised design to maximise the production of low-energy, positive muons, ideally suited to particle physics and condensed matter research. The DEMETER centre at UZH will boost the research and development capabilities of high-rate-capable pixel detectors and advanced high-pressure sample cells in order to exploit the potential of much higher muon rates. From 2029 onwards, HIMB will provide the most intense, continuous, low-energy surface muon beams for particle physics and

²⁷ Special support through Art. 47, para. 3 HEEdA (Higher Education Act) to be decided in 2024.

condensed matter research worldwide for decades to come. TATTOOS will utilise a new beamline that will divert a fraction of the proton beam towards a new building that will host the target and experimental installations, which are planned for completion during 2029-2030. TATTOOS will substantially extend the capabilities that can be extracted from HIPA as a large research facility, thus, enhancing its value for the Swiss and international user base. Radiochemistry and radiopharmaceutical facilities at UZH and USZ will optimally leverage this potential

to spur clinical research with novel radiopharmaceuticals for targeted tumour therapy, a rapidly developing field with outstanding potential for personalised medicine. Full user operation for TATTOOS is foreseen from 2031 onwards. In the longer term, researchers far beyond the initial core user groups could benefit from IMPACT, specifically in astrophysics, materials science and radiochemistry. The facility will continuously engage with the research base in order to continue maximising its potential for research and innovation in Switzerland.

d. Costs (in CHF m)

2021–2024		2025–2028		2029–2032	
Higher Education Institution	UZH: 1.40	Higher Education Institution:	UZH: 5.80	Higher Education Institution	UZH: 1.50
Canton	0	Canton	0	Canton	0
Swiss Confederation	PSI: 10.50	Swiss Confederation	PSI: 25.80 ETH Board 50.00 SERI ²⁸ : 4.5.00	Swiss Confederation	PSI: 6.90 ETH Board 10.00
Third parties	0.80	Third parties	7.30	Third parties	0.60
Total budget	12.70	Total	93.40	Total	19.00

Costs overview (2021–2024)		2025–2028		2029–2032	
Investments	4.80	Investments	71.90	Investments	10.20
Operating costs	0.20	Operating costs	1.50	Operating costs	4.80
Other costs	7.70	Other costs	20.00	Other costs	4.00
Total costs	12.70	Total	93.40	Total	19.00

Development Phases	Years
Design	2022–2023
Preparation	2023–2024
Implementation	HIMB: 2025–2028, TATTOOS: 2026–2030
Operation	HIMB: from 2029, TATTOOS: from 2031

28 Special support through Art. 47, para. 3 HEdA (Higher Education Act) to be decided in 2024.

3. SwissBioData Ecosystem (SBDe)

Category: Information and services infrastructure

Host institution(s): University of Bern and Swiss Institute of Bioinformatics, in collaboration with Universities of Basel, Fribourg, Geneva, Lausanne and Neuchâtel, Università della Svizzera italiana, University of Zurich, SUPSI, HES-SO, EPFL, ETH Zurich, PSI, SIAF, Agroscope, FMI and Switch

Main funding sources: Structural funds by participating universities and institutions; competitive funds; user fees; Swiss Confederation (SERI)²⁹

Roadmap entry: 2023

Description / Development prospects

a. National level

Overview

In recent decades, the life sciences have been shaped by new technologies that result in large amounts of data. Switzerland is at the forefront of this data revolution. To support this transformation, research institutes have invested massively in local data-generating and data-processing platforms and embraced open research data principles. However, effective data sharing and reuse require the adoption of shared quality and operational standards and close collaboration between domain experts and data scientists.

The SwissBioData ecosystem (SBDe), a decentralised infrastructure, addresses these challenges and boosts Switzerland's capacity to convert research data into knowledge and innovation. The SBDe aims to: i) increase quality, standardisation, and efficiency across the data value chain – from data production to knowledge generation – through platform federation; ii) provide state-of-the-art support to the Swiss research community to make their data, methods, software tools, and workflow FAIR (findable, accessible, interoperable, reusable); and iii) establish new resources that will reinforce Switzerland's international competitiveness and standing in data infrastructure for life sciences.

Detailed description

The IT infrastructures and research platforms at Swiss institutions currently serve mainly their local research communities and are largely disconnected from each other. Consequently, there are similar infrastructures

throughout Switzerland that could be used more economically if they were interconnected. The SBDe strives to avoid duplicating efforts and to leverage existing infrastructures and initiatives through better coordination across the national as well as international data science ecosystem. SBDe is structured in four main pillars:

- (i) **Production:** SBDe harmonises best practices for data acquisition, implementation of quality control strategies, analysis and constant updating of the data format and metadata landscape across 54 core facilities, platforms, and research groups from 18 Swiss institutions.
- (ii) **Analysis:** SBDe supports FAIR data processing, analysis and predictive modelling by helping researchers to build, adapt and deploy software tools and workflows on distributed computing infrastructures; providing expert level support to aid researchers in all steps of their data processing and analysis; promoting software components' reuse through maintenance, documentation, and training; and supporting standardisation, deployment and sharing of trained machine learning models.
- (iii) **Integration:** SBDe experts help researchers to structure, describe, and share data to maximise FAIR prospects and to automate data query and integration procedures. The new resource SwissBioData Knowledge Graph (SBD-KG) connects related datasets scattered across different repositories and includes both metadata and ontologies to establish semantic interoperability.
- (iv) **Cloud services:** SBDe services and resources rely on an interoperable technology layer. Using virtualisation technologies, SBDe supports federated data processing, combining local infrastructure with computational resources available on external clouds.

b. International level

SBDe will boost Switzerland's international visibility in the field of data science, thereby making Switzerland attractive for researchers from all around the world. International researchers may participate in collaborative research projects together with national partners to use and improve SBDe's infrastructure. SBDe can be used by all international researchers without an ongoing collaboration, provided that the usage costs are covered. Any

²⁹ Special support through Art. 47, para. 3 HEdA (Higher Education Act) to be decided in 2024.

new data resources developed during the project which are of interest to the international research community, will be integrated into the SIB resource portfolio and will be available to national and international researchers.

c. Development prospects

SBDe's focus in the implementation phase is to establish the necessary infrastructure and expertise on national level by federating data production platforms, data reservoirs and computing resources, and by leveraging the 54 core facilities, platforms, and research groups. SBDe's activities in these areas will promote collaborations

between researchers from different institutions. This will help to attract more funding, create synergies between core facilities/platforms and support cutting-edge life science research. In the operation phase, SBDe will continue to push the digital transformation process of the data-driven life sciences and expand the reach and visibility to institutions and researchers beyond Switzerland. Importantly, continued investment, adaptation to new technologies and methodologies, and alignment with the community's needs will be crucial to sustainable success for SBDe.

d. Costs (in CHF m)

2021–2024		2025–2028		2029–2032	
Higher Education Institution	Universities 0.39 ETH Domain ³⁰ 0.03	Higher Education Institution	Universities: 24.16 ETH Domain ³¹ : 3.41	Higher Education Institution	Universities: 20.62 ETH Domain ³² : 3.41
Canton	0	Canton	0	Canton	0
Swiss Confederation	0	Swiss Confederation	SERI ³³ : 24.16 ETH Domain: 3.41 Art. 15 RIPA ³⁴ : 11.58 other Institutions: 4.9	Swiss Confederation	ETH Domain: 3.41 Art. 15 RIPA ³⁵ : 11.58 other Institutions: 4.90
Third parties	other institutions 0.66	Third parties	user fees: 12.46 other matching funds: 6.64	Third parties	user fees: 24.92 other matching funds: 6.64 tbd: 20.60
Total budget	1.08	Total	90.72	Total	96.08

Costs overview (2021–2024)		2025–2028		2029–2032	
Investments	0	Investments	0.80	Investments	0.8
Operating costs	0.94	Operating costs	78.09	Operating costs	82.75
Other costs	0.14	Other costs	11.83	Other costs	12.53
Total costs	1.08	Total	90.72	Total	96.08

Development Phases	Years
Design	2021–2022
Preparation	2023–2024
Implementation	2025–2028
Operation	2029–2032

30 In kind contributions

31 In kind contributions

32 In kind contributions

33 Special support through Art. 47, para. 3 HEdA (Higher Education Act) to be decided in 2024.

34 Application for support through Art. 15 RIPA (Federal Act on the Promotion of Research and Innovation) due in June 2023 with decision end of 2024.

35 Application for support through Art. 15 RIPA (Federal Act on the Promotion of Research and Innovation) due in June 2027 with decision end of 2028.

4. Swiss Data Science Center+ (SDSC+)

Category: Information and Service Infrastructure
Host institution(s): EPFL, ETH Zurich, PSI
Main funding sources: ETH Board + third-party
Roadmap entry: 2015

Description / Development prospects

a. National level

Overview

To specifically address the rapidly growing demand for scientific services in Data Science & AI, and in an effort to consolidate existing talents and resources, and avoid fragmentation, we propose to significantly scale up the SDSC into a decentralised national infrastructure with a dedicated governance model.

We envision an infrastructure that would provide both a standardised offering through its core services in data and data science (horizontal) and community-tailored services and know-how via its domain-specific pillars (vertical). It would offer access to harmonised data and curated data-driven science in application domains, with a full-fledged research collaboration and education platform for scientists and field experts, thereby strengthening its position as a trusted partner for data and associated services nationwide and beyond.

Detailed description

The SDSC has developed into a leading Data Science and AI player in Switzerland, with a quantifiable impact on academia and industry. Though the achievements described above are promising, Switzerland is still working towards progressively becoming a leading country in the field of Data Science and AI. Since the beginning, we have witnessed rapidly rising demand for the expertise and services provided by the SDSC. There is a resounding need for a large applied research infrastructure embracing collaborations nationwide – beyond the ETH Domain – and pooling resources from Swiss higher education institutions.

Building on the success of the SDSC, we propose to expand its reach to establish a Swiss-wide scientific service platform open to the entire Swiss community including academia, industry and administration. This new research

infrastructure, tentatively named SDSC+, will be composed of core services (horizontal), which provide standard services to users independent of their disciplines; i.e., a one-stop shop for data collection, data management and curation services, and for technical and scientific support in data science and AI. They serve as the basis for community-specific features (vertical) which offer skills and services tailored to the community's needs and requirements).

The governance of SDSC+ will be based on the well-established model of the SDSC and will enable a natural integration of communities by involving them in the steering of their vertical and being represented in the Steering Committee. The organisation of SDSC+ by horizontal and vertical is agile, simple, and enables scalability to include additional areas such as radioastronomy and cosmology. Each vertical will involve all relevant stakeholders and have one representative on the Steering Committee. This is to ensure that SDSC+'s offering is always aligned to its broad community of users.

b. International level

SDSC+ will explore and develop potential partnerships with similar efforts abroad.

c. Development prospects

New verticals can be added and docked to the existing core services depending on needs. Periodic evaluation will be performed to identify if there is an interest in offering domain-specific services to all scientific disciplines (i.e., making domain-specific services part of the core services).

In addition, community-tailored core services will be offered to embrace the specificities of an entire field. For instance, the handling of biomedical data requires stringent security and privacy parameters which should be offered to all users within the AI Health and Medicine vertical. As such, it constitutes a core horizontal service to this community. Another example of a core service to the biomedical community is custom analyses for genomics and proteomics data, from data clean-up to differential expression analysis to biomarker selection.

d. Costs (in CHF m)

2021–2024		2025–2028		2029–2032	
Higher Education Institution	0	Higher Education Institution	0	Higher Education Institution	0
Canton	0	Canton	0	Canton	0
Swiss Confederation	ETH Board 45.00	Swiss Confederation	ETH Board 60.00	Swiss Confederation	ETH Board 100.00
Third parties	14.00	Third parties	20.00	Third parties	34.00
Total budget	59.00	Total	80.00	Total	134.00

Costs overview (2021–2024)		2025–2028		2029–2032	
Investments	0	Investments	0	Investments	0
Operating costs	59.00	Operating costs	80.00	Operating costs	134.00
Other costs	0	Other costs	0	Other costs	0
Total costs	59.00	Total	80.00	Total	134.00

Development Phases	Years
Design	2024–2025
Preparation	2025–2028
Implementation	2025–2028
Operation	2021–2032

5. Swiss Institute for Drug and Device Development (SI3D)

Category: Technical and Service Infrastructure

Host institution(s): University of Zurich

Main funding sources: University of Zurich, user fees, private sector

Roadmap entry: 2023

Description / Development prospects

a. National level

Overview

New medical or veterinary therapies must undergo challenging regulatory approval processes which constitute almost insurmountable obstacles for most academic research groups. The proposed Swiss Institute for Drug and Device Development (SI3D) will extend the academic R&D pipelines to product development. It will unify all required compliance monitoring programmes (GLP, GMP, and GCP: GxP for short) in a modular research and coordination platform. This centralised platform, built on cutting-edge certified infrastructure, providing advanced technologies and skilled personnel, will be instrumental in driving academic biomedical discovery and innovation in Switzerland. SI3D will define the state of the art for animal experiments essential for medical and veterinary research, and will provide academia and industry partners alike with a regulated, quality-controlled biomedical R&D environment. This will support Swiss academia and industry to develop new therapies for humans and animals.

Detailed description

During the last two decades, various academic institutions in Switzerland have begun to assist academic researchers with GxP platforms to support bench-to-bedside projects. However, no single research department provides all the required competencies, facilities, and quality management systems. To address this fractionated status, we propose to establish the SI3D at the national level. SI3D will provide a scalable, one-stop solution for basic and clinical researchers to drive biomedical inventions from the bench to the bedside. SI3D will bundle existing individual academic GxP service units, thereby bringing together decades of complementary experience and know-how in advanced preclinical and clinical research (i.e. testing and development of drugs and medical devices). These activities will then be supplemented with newly established GxP services (e.g. nonhuman primate services, animal genetics, clinical veterinary and pathology services,

veterinary clinical studies services, and data services). Anchoring preclinical in vivo research and clinical research on animals at the Vetsuisse Faculty will significantly increase the credibility and validity of experimental models. Collaboration between human and veterinary medicine will lead to strong synergies that benefit human and animal patients. In addition, collections of patient samples and data will be in compliance with Swiss, EU, and international data protection practices and GxP regulations to facilitate international regulatory approval and fast market entry for new drugs and medical devices.

SI3D will primarily support academic projects and academic–industry partnerships. It will, however, also be open to industry partners. Selection criteria for approved projects will include development stage, feasibility, type of product or device, regulatory framework, and intellectual property status. With this selection and evaluation procedure, the SI3D ensures optimal use of its resources. The next generation of scientists will acquire GxP expertise at Master's, PhD, and professional levels.

b. International level

SI3D will be the Swiss academic centre for translational research in veterinary and human medicine. Thus, it will serve as a platform for international collaborations and provide an ideal complement to the European ESFRI ecosystem (e.g., EU_IBISBA proposal). In addition, SI3D will become a strong and attractive partner for international consortia (e.g., EU networks). The activities of SI3D will be compliant with the regulations not only of Swissmedic, but also of the EMA and the US FDA.

As a strong national infrastructure, it will set a new standard and become a significant node in European networks and beyond. Nationally and internationally, this proposed transdisciplinary research infrastructure will become a world-class beacon for researchers from academia and industry alike.

c. Development prospects

The mission of SI3D is to drive biomedical discovery and innovation by providing a state-of-the-art, quality-controlled, best-practice research and development environment. It will follow the highest ethical standards. To achieve its goals, SI3D will foster fruitful interaction

between its experts and researchers. SI3D will thoroughly evaluate the scientific foundation of a translational research project and strengthen the project's plans, resulting in a faster and more successful market entry. By their direct exposure to the needs of the research community, the staff of SI3D will continually improve their services and expand their expertise in the application of GxP processes.

SI3D will gain international visibility for its preclinical development and animal research expertise. Its services will be combined to facilitate preclinical in vitro and in vivo

development for advanced medicinal products and medical devices for humans, firmly placing Switzerland on the map for this type of «One Health» approach to medicine. During the initial phase, existing expertise and infrastructure will be consolidated and SI3D will be connected to other relevant professional networks in Switzerland. In the second phase, the SI3D infrastructure and expertise will be expanded. This expansion will follow the requirements from a research and regulatory standpoint, the latter of which will be continually monitored as it evolves. The modular structure of SI3D with its GxP platforms will facilitate stepwise improvements.

d. Costs (in CHF m)

2021–2024		2025–2028		2029–2032	
Higher Education Institution University of Zurich: 10.10 University Hospital Zurich, Universities of Bern and Fribourg: 3.60		Higher Education Institution University of Zurich: 32.40 University Hospital Zurich, Universities of Bern and Fribourg: 3.60		Higher Education Institution University of Zurich: 32.40 University Hospital Zurich, Universities of Bern and Fribourg: 3.60	
Canton	0	Canton	0	Canton	0
Swiss Confederation	0	Swiss Confederation SERI ³⁶ : 19.90		Swiss Confederation	0
Third parties SNSF/EU: 1.20 Private sector: 3.90 User fees: 5.80		Third parties SNSF/EU: 1.20 Private sector: 4.10 User fees: 7.00		Third parties SNSF/EU: 1.20 Private sector: 4.10 User fees: 7.20	
Total budget	24.60	Total	68.20	Total	48.50

Costs overview (2021–2024)		2025–2028		2029–2032	
Investments	5.30	Investments	19.90	Investments	0
Operating costs	13.40	Operating costs	33.40	Operating costs	32.90
Other costs	5.90	Other costs	14.90	Other costs	15.70
Total costs	24.60	Total	68.20	Total	48.50

Development Phases	Years
Design	2020–2022
Preparation	2022–2026
Implementation	2025–2028
Operation	From 2027

36 Special support through Art. 47, para. 3 HEdA (Higher Education Act) to be decided in 2024.

6. EM-Frontiers

Category: Instruments

Host institution(s): Empa, EPFL, ETHZ, PSI, UniBE, UniGE, UniL, UNIBAS, UZH

Main funding sources: ETH Board, Swiss Confederation (SERI)³⁷, UniBE, UniGE, UniL

Roadmap entry: 2023

Description / Development prospects

a. National level

Overview

Electron microscopy (EM) is one of the most powerful methods for studying the structure and interactions of atoms, molecules and materials, and is a major driving force in scientific and applied research. Up until now, advancing the capabilities of EM was mainly driven by individual research groups. Though this has delivered major successes in the past, pushing the technological envelope will increasingly require coordination between disciplines and research facilities.

EM-Frontiers will support key technology platforms and advanced instrumentation, inviting for cross-disciplinary collaborations. It will serve as an open-access facility for the analysis of life sciences and physical sciences specimens.

Detailed description

Electron microscopy (EM) has revolutionised our understanding of materials and biology, driving transformative discoveries across natural sciences. Recent advancements in electron optics, detectors and data science have made EM the gateway to boosting fundamental atomistic understanding of life and physical sciences. EM will thus play a key role in tackling pressing societal needs related to health, sustainability, energy and climate.

EM-Frontiers will create a national research infrastructure distributed across ETH Domain institutes and the DCI (Dubochet Center for Imaging). It will synergise existing expertise, fostering methods development and research that would not be possible for any of the institutions alone.

EM-Frontiers will exploit the dimensions of EM. In the life sciences, proteins are investigated by cryo-electron

microscopy and diffractive imaging techniques. Larger protein targets in their cellular context can be investigated by cryo-electron tomography and in correlation with light and X-ray imaging techniques. Small inorganic and organic crystals, crucial for catalysis, functional materials and energy research, are characterised by electron diffraction and diffractive imaging techniques. Dynamic processes are followed in time. Liquid samples of battery material and heterogeneous catalysts are studied to understand their structure and behaviour under real-world conditions. And a multi-scale approach for in-situ / operando EM observation of functional materials under relevant conditions is applied in the context of energy and sustainability research.

EM-Frontiers will bridge complementary expertise from the participating laboratories. The combination of life and physical sciences EM expertise will allow new approaches to the study of biological systems at high spatial and/or temporal resolution, also in a cellular or multicellular context. Physical systems will be accessible in 3D at high sensitivity. EM-Frontiers will collaborate with data processing centres throughout Switzerland to harvest algorithmic developments from automation and deep learning.

A central office will streamline access for Swiss and international researchers, and will coordinate research collaborations and the exchange of expertise between participating sites. A Scientific Steering Committee with rotating leadership will direct the activities, and a Scientific Advisory Board will provide expert recommendations.

b. International level

EM-Frontiers will assure the continuation of Switzerland's strong position in electron microscopy, and it will make this technology openly accessible to all Swiss and international researchers from academia and industry through a central proposal submission and reviewing system. It will foster new opportunities for research collaborations across Europe.

c. Development prospects

EM-Frontiers will benefit from multidisciplinary expertise for structural investigations. It will support method

³⁷ Special support through Art. 47, para. 3 HEEdA (Higher Education Act) to be decided in 2024.

development by providing access to suitable instrumentation, and by structuring cross-fertilisation and the exchange of knowledge. EM-Frontiers will connect specialised expertise in camera technology, advanced data processing algorithms, time-resolved studies in the milli- to atto-second regime, highest-resolution imaging, diffractive techniques, automated high-throughput sample

preparation, and electron tomography in correlation with light microscopy and X-ray imaging, which are currently only available in isolated locations. The combination of these disciplines will encourage new EM technology development that will be made available to Swiss and international clients as research platforms.

d. Costs (in CHF m)

2021–2024		2025–2028		2029–2032	
Higher Education Institution UNIBE, UNIGE, UNIL: 30.90		Higher Education Institution UNIBE, UNIGE, UNIL, UNIBAS, UZH: 10.99		Higher Education Institution	tbd
Canton	0	Canton	0	Canton	0
Swiss Confederation Empa, EPFL, ETHZ, PSI: 46.40		Swiss Confederation ETH Board: 30 SERI ³⁸ : 10.99		Swiss Confederation ETH Board: tbd Empa, EPFL, ETHZ, PSI: tbd	
Third parties	0	Third parties	User fees: 1.82	Third parties	User fees: tbd
Total budget	77.30	Total	53.80	Total	tbd

Costs overview (2021–2024)		2025–2028		2029–2032	
Investments	40.70	Investments	35.90	Investments	13.00
Operating costs	13.70	Operating costs	17.90	Operating costs	17.09
Other costs Building costs: 23.00		Other costs	0	Other costs	tbd
Total costs	77.30	Total	53.80	Total	tbd

Development Phases	Years
Design	2021–2023
Preparation	2023–2024
Implementation	2024
Operation	2025–2032

38 Special support through Art. 47, para. 3 HEdA (Higher Education Act) to be decided in 2024.

7. Imaging and Omics Platform for Swiss Citizen Health (IOP4CH)

Category: Integrated Research Infrastructure (Citizen Cohort; Biobank; MRI Imaging)

Host institution(s): University of Basel and associated institutes Swiss TPH and Institute of Molecular and Clinical Ophthalmology Basel (IOB), in collaboration with the Universities of Bern, Fribourg, Geneva and Lausanne, Università della Svizzera italiana and the University of Zurich, universities of applied sciences SUPSI, FHNZ and ZHAW, SSPH+, Roche

Main funding sources: Structural and/or in-kind funds from participating universities, SSPH+, and Roche; contribution of existing cohorts (participants/data); Swiss Confederation (SERI)³⁹; others tbd

Roadmap entry: 2023

Description / Development prospects

a. National level

Overview

The overarching goal of IOP4CH is to provide public, environmental, personalised, and digital health research as well as clinical research in Switzerland, with the current lack of Swiss Bio and Swiss Imaging Reference Data that is central to understanding and promoting healthy ageing. Obtaining reference data, images, and biological samples from citizens before they develop one or more diseases is essential for i) primary prevention, to understand mechanisms that accelerate or slow down ageing processes and affect disease risk, ii) secondary prevention, to assess the public health and clinical utility of novel ageing and disease risk prediction and screening approaches that make use of molecular and imaging derived biomarkers, and iii) tertiary prevention, to support clinical research in the discovery of novel diagnostics and interventions with control data. IOP4CH focuses on the pathway from broad external exposome (lifestyle; physico-chemical, built, food, and social environments) to internal exposome (e.g., microbiome, metabolome, transcriptome) and retinal imaging as the "lens" to other organs in the context of multi-organ MRI.

Detailed description

The scalable and nationally governed research infrastructure IOP4CH builds on existing infrastructure and expertise: i) the well-characterised population-based COVCO-Basel cohort of more than 10,000 participants,

which is scalable to integrate the Corona Immunitas digital cohort; ii) examination laboratories at Swiss TPH and IOB for health and ophthalmological examinations; iii) scalable biobanking infrastructure at Swiss TPH (–80°C freezers; liquid nitrogen tanks); iv) long-term cohort and biobanking expertise integrated with expertise network in genomics and meta-genomics, exposome science, ophthalmology, mental health, neurology, radiology, biomedical engineering, drug research, and computational and data science, along with the broad national public health research and training network SSPH+. IOP4CH complements existing infrastructure and expertise with: i) the implementation of MRI infrastructure dedicated to research, ii) deep phenotyping of 10'000 cohort participants and nested longitudinal profiling of 500 participants (digital interviews; sensors/wearables; age-related phenotyping; eye examinations including retinal imaging; MRI imaging of brain, spinal cord, heart, lung, liver, and adipose tissue; biosampling (stool; nasal swabs; urine; blood cells; serum/plasma; DNA); imaging and molecular biomarkers; exposome modelling to address history including residence and work place).

The IOP4CH study protocol will be developed in close collaboration with national and international scientists, consider the Swiss research data needs of academic, policy, and private stakeholders, and aim at harmonisation of study protocols with international cohorts and with relevant Swiss surveys and cohorts. IOP4CH will apply technologies, infrastructures, protocols, and guidelines for data and biomarker collection, processing and storage as developed by other organisations (e.g., the SPHN; Swiss Biobanking Platform). FAIR principles will be applied for the study instruments and collected data.

b. International level

International comparison shows that many countries, including members of the EU, are establishing large-scale cohorts with biobanks and integrated smaller deeply phenotyped (including for omics and images) sub-cohorts. IOP4CH will strengthen population health and personalised health sciences in Switzerland by complementing existing research infrastructures, in particular the Swiss Personalized Health Network (SPHN) and the National Coordination Platform Clinical Research (CPCR).

³⁹ Special support through Art. 47, para. 3 HEEdA (Higher Education Act) to be decided in 2024.

c. Development prospects

A Swiss Cohort & Biobank of at least 100,000 citizens for research into well-being and non-rare disease pathways and to support the development of evidence-based policy and guidelines is in its planning phase. The need for a healthy population-based reference cohort has been acknowledged in the planning of SPHN. IOP4CH

strengthens the plan for a larger cohort by already implementing an SNSF-evaluated North-Western Switzerland hub and by complementing it with the deeply phenotyped sub-cohort that is able to provide Swiss Bio and Swiss Imaging Reference Data.

d. Costs (in CHF m)

2021–2024		2025–2028		2029–2032	
Higher Education Institution	10.00	Higher Education Institution	22.95	Higher Education Institution	17.68
Canton	0	Canton	0	Canton	0
Swiss Confederation	0	Swiss Confederation	SERI ⁴⁰ : 22.95	Swiss Confederation	
Third parties	0	Third parties	0	Third parties	Funds for Cohort & Biobank (tbd): 17.68
Total budget	10.00	Total	45.89	Total	35.36

Costs overview (2021–2024)		2025–2028		2029–2032	
Investments	0	Investments	8.65	Investments	0.79
Operating costs	6.66	Operating costs	20.88	Operating costs	20.88
Other costs	3.34	Other costs	16.36	Other costs	13.71
Total costs	10.00	Total	45.89	Total	35.36

Development Phases	Years
Design	2023–2024
Preparation	2023–2024
Implementation	2023–2024
Operation	2025–2032+

40 Special support through Art. 47, para. 3 HEdA (Higher Education Act) to be decided in 2024.

8. Swiss Biosites for Sustainable Agriculture and Agroecology (SISAL)

Category: Integrated Research Infrastructure

Host institution(s): ETH Zurich (lead), Eawag, WSL, Empa, EPFL

Main funding sources: ETH Board, host institutions, third-party

Roadmap entry: 2023

Description / Development prospects

a. National level

Overview

The Swiss Biosites for Sustainable Agriculture and Agroecology (SISAL), a unique, physical and digital open-access research infrastructure (RI), is a cornerstone to enable the Swiss farming sector to make a successful transition to sustainable food and feed production. SISAL provides i) agroecological RIs, accounting for the heterogeneity in topography, land cover, and land use intensity across Switzerland, ii) cutting-edge experimental facilities equipped with innovative technologies, allowing near-real time assessments of performance and the scaling up of smart solutions in agricultural sciences, and iii) next generation data acquisition, data management, and artificial intelligence-based data evaluation to leverage the adoption of smart and reliable solutions. Thus, SISAL accelerates the transfer of experimental results under the current and future climate situation to the implementation of innovative solutions by land managers, and stakeholders, thereby contributing to several Sustainable Development Goals.

Detailed description

SISAL is composed of five Work Packages: (1) distributed field RI at landscape and ecosystem scales, (2) local field RI at plot scale, (3) mesoscale RI, (4) mobile instrumentation, and a (5) coordination and data platform. SISAL builds on existing agroecological and watershed RI facilities and networks within the ETH Domain, strengthens

further nodes of existing networks and better connects them, upgrades their sensor portfolio, and expands their spatial representativeness to account for existing agricultural intensity gradients. Cutting edge research facilities are established and/or upgraded, new methodological approaches such as drone- and robot-based plant and land-surface monitoring are developed and tested under real-farm conditions. A biobank ensures better characterisation and preservation of microbiota and environmental DNA samples from agro-food ecosystems for re-use and re-analysis. Next generation custom-tailored IT solutions for open access data streams, data management, and smart analyses (e.g., with artificial intelligence) are developed in a central data platform, supported by the Swiss Data Science Center. The World Food System Center at ETH Zurich acts as a coordination and dissemination centre.

b. International level

SISAL facilities are part of international infrastructure networks, e.g., the Integrated Carbon Observation System (ICOS) RI and the European infrastructure for multi-scale plant phenomics and simulation EMPHASIS. SISAL also adds to the Global Long-Term Agricultural Experiment Network. Moreover, access to SISAL RI, as well as SISAL data, is granted to academics as well as to public and private stakeholders in Switzerland and beyond.

c. Development prospects

Set-up and installation of the first RIs within SISAL will be finalised in 2025 and 2026, during the first two years of the Implementation Phase. These first SISAL RIs will become operational in 2026, and further upgrades will be implemented so that SISAL will be fully operational by the end of 2028. In 2029, SISAL will enter its Operation Phase, which will run until 2032 and beyond.

d. Costs (in CHF m)

2021–2024		2025–2028		2029–2032	
Higher Education Institution	0	Higher Education Institution	0	Higher Education Institution	0
Canton	0	Canton	0	Canton	0
Swiss Confederation		Swiss Confederation		Swiss Confederation	
	ETH Board 0 Host Institutions 5.60		ETH Board 30.00 Host Institutions 4.40		ETH Board 18.20 Host Institutions 3.40
Third parties	1.60	Third parties	3.50	Third parties	2.60
Total budget	7.20	Total	37.90	Total	24.20

Costs overview (2021–2024)		2025–2028		2029–2032	
Investments	3.20	Investments	12.20	Investments	3.20
Operating costs	4.00	Operating costs	21.70	Operating costs	21.00
Other costs	0	Other costs	4.00	Other costs	0
Total costs	7.20	Total	37.90	Total	24.20

Development Phases	Years
Design	2017–2020
Preparation	2021–2024
Implementation	2025–2028
Operation	2029–2032

9. Swiss Quantum Communication Infrastructure (Swiss-QCI)

Category: Technical Infrastructure

Host institution(s): University of Geneva

Main funding sources: Swiss Confederation (SERI)⁴¹, University of Geneva, METAS, University of Bern, private sector.

Roadmap entry: 2023

Description / Development prospects

a. National level

Overview

The Swiss Quantum Communication Infrastructure (Swiss-QCI) is planned as a distributed fibre-optic network facilitating research in quantum science, in particular quantum communication as well as time and frequency dissemination. It will utilise state-of-the-art equipment and provide a research environment to test next-generation technologies, concepts and applications. The infrastructure will also serve as a flexible educational platform allowing the next generation of scientists and engineers to train in the rapidly emerging quantum technologies domain. It will provide the foundation for developing the security of data communication and storage, as well as critical infrastructures across Switzerland.

Detailed description

The Swiss Quantum Communication Infrastructure (Swiss-QCI) is designed as an open-access environment to facilitate research, from fundamental to applied, across a distributed fibre-optic network spanning Switzerland. This will include around 1,000 km of fibre network between Geneva and Zurich, 20+ quantum key distribution systems, connectivity to time and frequency references at METAS, as well as a telescope upgrade to ensure readiness for satellite communication for all of these activities. Access to the network and deployed systems will allow users to research quantum communication networking in a real (classical network) environment as well as designing, building and validating applications with end-to-end quantum-enabled security.

This would also facilitate connection to the neighbouring German, Italian, Austrian, and French QCI networks as they start to deploy, ensuring that Switzerland does not fall behind or become incompatible with progress across Europe. This aims to ensure the future security and

quantum-readiness of Europe-wide data communication, storage and network application. The addition of a satellite-capable telescope to the network, dedicated to establishing optical links from ground to space, also ensures Switzerland's readiness and capability to participate in future global quantum communication missions. This will become increasingly important in the next few years as more quantum-enabled satellites are launched – not only for quantum communication, but also for fundamental science that increasingly requires optical links (high data rate communication; high accuracy, resilient and synchronous time and frequency transfer). The inclusion of time and frequency distribution in the Swiss-QCI follows a similar approach to that being taken across Europe for the EuroQCI, as well as other international initiatives such as metrology; thus we hope to ensure forward-compatibility such that these different networks could be connected.

The Swiss-QCI will provide a focal point not only for research, but also training and innovation activities that do not yet exist in Switzerland.

b. International level

The Swiss-QCI represents a unique opportunity to realise a world-class research infrastructure in Switzerland, facilitating not only fundamental and applied research but spanning myriad application areas from quantum communication to sensing and metrology. This would mirror similar initiatives being launched around the world, including in Europe, and would enhance our long-term competitiveness and compatibility for the deployment and exploitation of quantum technologies across fibre, and even satellite, communication networks. It would also lay the foundation for training the next generation of scientists and engineers in this rapidly emerging domain. The Swiss-QCI is designed as an open platform and will also be open to Swiss academic institutions and industries. International participation and exchange with other leading centres would also be welcome in order to advance the state of the art in quantum technologies.

c. Development prospects

The Swiss-QCI aims to provide a research environment for all network-based quantum technology research, device and application development, and education and

⁴¹ Special support through Art. 47, para. 3 HEdA (Higher Education Act) to be decided in 2024.

training. We have included key experts and institutions from across the country and will continue to grow this community and build a supportive ecosystem. It will build on testbed networks for quantum communication in Geneva and frequency dissemination between METAS, the University of Basel and ETH Zurich. It will already be partially operational in 2025, and the complexity and

functionality of the network will subsequently be expanded. It is expected to be fully operational by 2027. The aim is for open access for Swiss researchers, with pay-per-use access to be developed with industry and government agencies as well as international researchers. The aim is to develop these to allow for a transition to a sustainable model for long-term exploitation.

d. Costs (in CHF m)

2021–2024		2025–2028		2029–2032	
Higher Education Institution	0	Higher Education Institution	3.54	Higher Education Institution	tbd
Canton	0	Canton	0	Canton	tbd
Swiss Confederation	0	Swiss Confederation	SERI ⁴² : 12.19	Swiss Confederation	tbd
Third parties	0	Third parties	9.04	Third parties	tbd
Total budget	0	Total	24.77	Total	tbd

Costs overview (2021–2024)		2025–2028		2029–2032	
Investments	0	Investments	18.33	Investments	tbd
Operating costs	0	Operating costs	6.37	Operating costs	tbd
Other costs	0	Other costs	0.07	Other costs	tbd
Total costs	0	Total	24.77	Total	tbd

Development Phases	Years
Design	2023–2024
Preparation	2024–2025
Implementation	2025–2026
Operation	2025–2028

42 Special support through Art. 47, para. 3 HEdA (Higher Education Act) to be decided in 2024.

10. Swiss Fusion Hub

Category: Instruments

Host institution(s): Ecole polytechnique fédérale de Lausanne, Paul Scherrer Institut

Main funding sources: ETH domain, SNSF, SERI (or EURATOM in case of association of CH)

Roadmap entry: 2015

Description / Development prospects

a. National level

Overview

The Swiss Plasma Centre (SPC) was created to catalyse plasma and fusion investigations in Switzerland through the 2017-20 ERI funds. These funds contributed to making TCV (*Tokamak à Configuration Variable*) a shared facility, increase its impact and successfully start new activities in plasma biology and industrial applications. Bringing the role of Switzerland to the next level, we propose further substantial upgrades to TCV and to rebuild the coil of the EDIPO test facility. The infrastructure upgrades we propose leverage the key competencies of the SPC, including its long-lasting leading role in the optimisation of the core plasma, the extensive high-impact recent investigations of advanced boundary plasma geometries, its world-renowned expertise in theory and modelling and the 30-year experience in superconductor testing on the SULTAN facility.

Detailed description

Fusion energy requires high plasma performance, e.g. in terms of temperature and pressure, compatible with the limits imposed by the materials, possibly exploiting high-field and high-current superconducting magnets. TCV's uniquely flexible experimental facility combined with the proposed upgrades will allow us to support ITER operation and guide the design of DEMO. For instance, it will allow for the rapid development of the scientific basis of high-performance core plasmas, including emerging ones based on innovative plasma shapes. This will be integrated with novel solutions to the outstanding challenge of heat exhaust, such as the so-called long-legged, tightly baffled divertor, predicted to increase power handling capabilities by factors of up to five, with no significant increase in the engineering complexity. Tight baffling will be achieved with removable wall structures inside TCV (CHF~0.75m) to experimentally test and optimise the concept. Dedicated instrumentation, including

spectroscopic imaging apparatus, will be developed to diagnose such divertors and demonstrate real-time control capabilities (CHF~0.75m). Additional heating power will be installed to test the concept in reactor-relevant, extreme conditions (CHF~3.5m). In a second step, these solutions will be fully integrated with conventional and novel core plasma solutions (CHF~2m).

Along a different technological avenue, yet just as important as plasma physics for the development of fusion, the EDIPO facility (CHF~5.5m) will become a new world leader in high-field, high-current tests over the coming decades. Leveraging the existing cryoplat, power supplies, control system and vacuum vessel with a new set of coils, replacing those damaged in 2016, the new EDIPO will outperform SULTAN and old EDIPO facilities, allowing for background magnetic fields up to 15 T (in comparison to 10.9 T in SULTAN and 12.3 T in old EDIPO) and a large aperture (144x144 mm²) to test prototype conductors for fusion and insert coils for accelerator magnets. The construction of the new EDIPO coil will in itself be a cutting-edge project, since the enormous forces (~16 MN/m) impose novel technological approaches that avoid performance degradation during the many years of foreseen operation, and the large aperture requires a compact, accelerator-like winding pack in a liquid helium bath.

b. International level

As the ITER construction is proceeding swiftly towards completion, with the first plasmas expected in a few years, the fusion community has started planning the step beyond ITER; the first prototype reactor DEMO. While ITER will demonstrate the feasibility of fusion energy, DEMO will operate at considerably higher power and gain, and provide net electricity to the grid. We will create the Swiss Fusion Hub within the Swiss Plasma Center by substantially upgrading its infrastructures. The Swiss Fusion Hub will address some of the main physics and technology challenges that remain on the way to fusion energy, supporting the ITER operation and the design of DEMO. We will upgrade the uniquely flexible TCV tokamak facility to establish the physics basis of innovative ideas for controlling heat exhaust and its integration with novel high-performance core plasma scenarios. We will build an upgraded version of the superconducting coil of the EDIPO test facility, which will

provide a worldwide unique test bed for the best performing superconducting cables for fusion magnets. Our activities will also impact other fields, for instance the development of particle accelerators. It should be noted that the development and procurement of an additional plasma heating system based on advanced microwave technology will serve to strengthen industrial policy for fusion at a European level, as well as technology transfer and spin-offs in Switzerland.

c. Development prospects

Nuclear fusion is a prime source of future, clean and sustainable base load energy production, required in a

carbon-free energy mix, relying heavily on intermittent renewable energy sources. In addition to fusion, the new EDIPO will be used for testing high-field insert coils for accelerator magnets and other applications, e.g. for superconducting high-field research facilities (e.g. High Field Magnet Laboratory in the Netherlands). This will make Switzerland one of the European hubs for the development of the physics and technology know-how necessary to achieve fusion energy, securing its position for continued, high-impact contributions to the international fusion effort, also in view of the upcoming European fusion facility review in 2023.

d. Costs (in CHF m)

2021–2024		2025–2028		2029–2032	
Higher Education Institution	0	Higher Education Institution	0	Higher Education Institution	0
Canton	0	Canton	0	Canton	0
Swiss Confederation	EPFL 8.50, PSI 2.00	Swiss Confederation	ETH Board 12.50 EPFL 4.80, PSI 2.00	Swiss Confederation	EPFL 6.00, PSI 2.00
Third parties	EURATOM/SERI 7.50	Third parties	EURATOM/SERI 4.00, EDIPO users 1.00	Third parties	EURATOM/SERI 4.00., EDIPO users 4.00
Total budget	18.00	Total	24.30	Total	16.00

Costs overview (2021–2024)		2025–2028		2029–2032	
Investments	2.00	Investments	12.50	Investments	4.00
Operating costs	8.00	Operating costs	8.00	Operating costs	12.00
Other costs	8.00	Other costs	3.8.0	Other costs	0
Total costs	18.00	Total	24.30	Total	16.00

Development Phases	Years
Design	2021–2023
Preparation	2024
Implementation	2025–2028
Operation	2029ff

11. A Swiss Geo-Time Research Infrastructure (Geo-Time)

Category: Technical Infrastructure

Host institution(s): Universities of Lausanne, Geneva and Bern, EPFL, ETH Zurich

Main funding sources: Universities of Lausanne, Geneva and Bern, Swiss Confederation (SERI)⁴³, SNF/EU

Roadmap entry: 2023

Description / Development prospects

a. National level

Overview

The Swiss Geo-Time research platform (Geo-Time) is a distributed research infrastructure that unites national (SwissSIMS) and singlesite laboratories at the Universities of Lausanne, Geneva and Bern, EPFL and ETH Zurich. The tight integration of state-of-the-art instrumentation will mark the beginning of a new coordinated national effort to study the duration and rates of geological and environmental processes. It includes cutting-edge instruments and instrument development delivering world class data and science output. Geo-Time will develop a cyber-infrastructure for rapid and user-friendly data handling, meeting the requirements of the FAIR data principle and committed to fully open access of scientific output and data.

Detailed description

The Swiss Geo-Time research infrastructure (Geo-Time) will federate and develop the following analysis facilities and components: high spatial resolution and highest precision mass spectrometers that measure elemental and isotopic ratios of materials relevant to the Earth sciences, with applications in environmental and life science. Complementary instruments comprise secondary ion mass spectrometry (SwissSIMS, Cryo-NanoSIMS, chemical abrasion thermal ionisation mass spectrometry (CA-TIMS), and laser ablation (multi-collector) inductively coupled plasma mass spectrometry (LA-(MC)-ICP-MS). Additional instruments providing improved capabilities of element mapping, such as scanning electron microscopy (SEM), field-emission gun electron microprobe (FEG-EPMA), and Cryo-SEM combined with the highest resolution in-situ mass spectrometry will uniquely contribute constraints on the absolute timing and rates of geological and environmental processes throughout Earth's history.

Data acquisition, reproducibility and quality control will be enabled through standardised software use and measurement protocols. The cyber infrastructure will be based on existing data centres in the distributed facilities, tailored to support Geo-Time data storage and processing, including metadata. These will be key to maximise the scientific impact of Geo-Times through open data access.

With the planned implementation of the Geo-Time infrastructure between 2025 and 2028, the facilities will be complemented with an ultra-high precision and higher yield thermal ionisation source mass spectrometer (TIMS) with novel collector technology; a custom-built secondary ionisation mass spectrometer (SIMS) with a new plasma source currently being developed in the Swiss Plasma Center at EPFL; multi-collector and laser ablation inductively coupled plasma mass spectrometers with collision/reaction cell interface to reduce isotopic interferences and matrix effects (LA-MC-ICP-MS/MS); and an in-situ high-sensitivity noble gas isotope ratio mass spectrometer. Installation of the instruments is expected in 2025–2026, facilitating data collection for the core investigators (University of Lausanne, University of Geneva, University of Bern, EPFL and ETH Zurich), and expanding to other interested investigators and institutions thereafter.

b. International level

Geo-Time will be unique in its setting. There are several international key infrastructures related to the quantification of the duration and rates of Earth processes. However, very few have the combination of large-radius ion microprobes (SwissSIMS, NanoSIMS and the recently developed CryoNanoSIMS, with the highest spatial resolution), chemical abrasion TIMS for highest precision and expertise in imaging, petrochronology and the development of novel dating techniques.

c. Development prospects

The Geo-Time facility brings the existing network of labs related to geochronology and isotope geochemistry under a federal umbrella and an efficient governance that will oversee the optimisation of resources and foster national and international collaboration and innovation. It will guarantee coordinated access to the unique

⁴³ Special support through Art. 47, para. 3 HEEdA (Higher Education Act) to be decided in 2024.

world-class facilities of the participating institutions, provide education for the next generation of geoscientists and enable new technological developments in collaboration with solid-state physics and material sciences. This facility combines existing laboratories with investment in novel instrumentation that stems from innovation in geochronology and isotope geochemistry techniques.

The concerted efforts to use geochronology techniques efficiently in a distributed national facility is a novel concept for the Swiss Earth science landscape and will be attractive to international users. Beyond 2029, we expect that the cost of running the Geo-Time infrastructure will be covered in part on a pay-per-use basis.

d. Costs (in CHF m)

2021–2024		2025–2028		2029–2032	
Higher Education Institution UNIL, UNIGE, UniBe: 3.13		Higher Education Institution UNIL, UNIGE, UniBe: 13.51		Higher Education Institution UNIL, UNIGE, UniBe, 4.71	
Canton	0	Canton	0	Canton	0
Swiss Confederation EPFL: 0.63		Swiss Confederation SERI ⁴⁴ : 6.76 EPFL, ETH Zurich: 2.11		Swiss Confederation EPFL, ETH Zurich: 1.01	
Third parties SNSF: 1.70 Foundations 0.33		Third parties	0	Third parties	tbd. SNF, EU 1.60
Total budget	5.79	Total	22.38	Total	7.32

Costs overview (2021–2024)		2025–2028		2029–2032	
Investments	3.70	Investments	14.56	Investments	1.60
Operating costs	2.09	Operating costs	5.72	Operating costs	5.72
Other costs	0	Other costs	2.10	Other costs	0
Total costs	5.79	Total	22.38	Total	7.32

Development Phases	Years
Design	2021–2024
Preparation	2023–2026
Implementation	2025–2028
Operation	2027–2036

44 Special support through Art. 47, para. 3 HEdA (Higher Education Act) to be decided in 2024.

12. Swiss Digital Pathology Initiative (SDPI)

Category: National Research Infrastructure

Host institution(s): University of Zurich (consortium lead); Universities of Zurich, Bern, Basel, Geneva, Lausanne (consortium members)

Main funding sources: Universities of Zurich, Bern, Basel, Geneva, Lausanne

Roadmap entry: 2023

Description / Development prospects

a. National level

Overview

Precision medicine is entering a new era of digital diagnostics. Digital pathology (DP) captures essential diagnostic, prognostic and predictive information on human diseases, and is emerging globally as a new technology standard. The availability of integrated DP and clinical datasets is a key catalyst for biomedical research, education and industry development. National programmes for standardised generation and sharing of this data are crucial for the development, testing, and validation of machine learning-enabled tools supporting clinical decision-making. The Swiss Digital Pathology Initiative (SDPI) is a joint research infrastructure of the Universities of Zurich, Basel, Bern, Lausanne and Geneva that will enable the digitisation of pathology slides and their computer-aided analysis using computer algorithms, in particular new AI-based solutions. SDPI intends to develop a unique national network of university, cantonal and private hospitals to realise DP's potential for research and clinical workflows. This will bring Switzerland to the forefront of biomedical research in the digital era.

Detailed description

Background: Digital pathology (DP) represents a major inflection point for both research and clinical workflows. In 2019, the European Union approved the use of whole slide scans for primary diagnosis. Research and development by Swiss universities, industry and cantonal institutions have shown in a multitude of research studies that DP images can be analysed by computer algorithms to enable i) more precise characterisation of disease presentation features, and ii) discovery of clinically relevant biomarkers. By supplying improved diagnosis, prognosis, and therapy response predictions, DP is staged to significantly contribute towards the goal of precision medicine. DP approaches benefit from being orders of magnitude

faster and more cost-effective than their genetic assay-based counterparts, enabling real-time diagnostic support in clinical practice. Additionally, they are tissue non-destructive, facilitating longitudinal studies of algorithm improvement as disease understanding grows. While the Swiss Personalized Health Network (SPHN) has made significant progress towards developing infrastructures that facilitate access to health-relevant data in Switzerland, there is currently no Swiss-based research infrastructure (RI) that meets the national need for a DP research repository to support basic, translational and clinical research.

Objectives: Via 5 work packages (WPs), the SDPI RI sees the development of a unified national DP network geared towards providing complementary cleaned and coded pathology data to the SPHN, leveraging existing BioMedIT infrastructure. WP1 will establish the SDPI Governance and Management Structure. WP2 will establish SDPI in line with FAIR principles (findability, accessibility, interoperability, reusability), enabling integration of pathology data with SPHN clinical data sets at the partner hospital's Research Data Service Center (RDSC). WP3 will establish and maintain SDPI data storage on the BioMedIT network, WP4 will establish a centralised registry enabling researcher-initiated DP data queries and instantiation of research cohorts supported by annotation tools and data analysis capabilities. WP5 will develop and deliver the SDPI sustainability plan.

Expected results: SDPI will generate a digital repository starting with 1 million slides collected from 2025 to 2028 and will continue to grow at a rate of 100,000 samples per year. This RI will make digital image data from human and animal samples representing common and rare cancers as well as inflammatory, infectious, and degenerative diseases accessible to researchers across Switzerland.

b. International level

DP for Switzerland is of central strategic importance, and in line with the country's large vested interests in personalised medicine. DP represents a synergistic and complementary component to the clinical datasets collected by the SPHN and will strengthen academic research and industry development by providing a more comprehensive understanding of human disease. This will lead to

greater research insights, impactful economic development opportunities, and better patient care. SDPI competitively compares with recent European investments by the United Kingdom (PathLAKE), Germany (EMPAIA), Sweden (PALGA), and the Netherlands (Pathology Image Exchange). With the global DP market expected to reach USD 8bn by 2023, these national investments have already proven fruitful in terms of improved patient care, intellectual property generation, education, employment, establishment of start-up companies, and awarding of competitive EU grants. SDPI seeks to leverage extensive experiences gathered by these initiatives via our established collaborations, thus aiming to improve SDPI instantiation efficiency based on best practices. By establishing SDPI, Switzerland becomes a viable partner for international collaborations at the forefront of biomedical research.

c. Development prospects

SDPI will organically facilitate i) the expansion of the existing SPHN datasets by cleaned and coded DP data, ii) the instantiation of large multi-site patient cohorts for translational biomedical research and clinical trials, iii) the development and implementation of tools for increased diagnostic efficiency, quality and patient safety, and will iv) support the development and utilisation of AI solutions in health sciences for improved patient diagnosis, prognosis, and therapy response prediction. SDPI will be instantiated by a consortium consisting of all five Swiss university hospitals, the Vetsuisse and key national and international stakeholders from academia, research, and industry. SDPI is thus uniquely situated to provide biomedical researchers across Switzerland with access to research data and cutting-edge technology.

d. Costs (in CHF m)

2021–2024		2025–2028		2029–2032	
Higher Education Institution University of Zurich: 0.68 Universities of Bern, Basel, Lausanne, Geneva: 0.67		Higher Education Institution University of Zurich: 2.35 Universities of Bern, Basel, Lausanne, Geneva: 6.76		Higher Education Institution University of Zurich: 1.11 Universities of Bern, Basel, Lausanne, Geneva: 3.01	
Canton	0	Canton	0	Canton	0
Swiss Confederation	0	Swiss Confederation	SERI ⁴⁵ : 9.11	Swiss Confederation	0
Third parties	0	Third parties SNFS/EU/private sector: 0.20		Third parties SNFS/EU/private sector: 3.00	
Total budget	1.35	Total	18.42	Total	7.12

Costs overview (2021–2024)		2025–2028		2029–2032	
Investments	0	Investments	6.82	Investments	2.00
Operating costs	1.35	Operating costs	11.40	Operating costs	4.92
Other costs	0	Other costs	0.20	Other costs	0.20
Total costs	1.35	Total	18.42	Total	7.12

Development Phases	Years
Design	2023–2024
Preparation	2024–2025
Implementation	2025–2028
Operation	From 2028

45 Special support through Art. 47, para. 3 HEdA (Higher Education Act) to be decided in 2024.

13. Operating Room-X (OR-X): A Translational Hub for Surgical Research and Innovation

Category: Instruments, Information and service infrastructure, Technical infrastructure

Host institution(s): University of Zurich

Main funding sources: Balgrist University Hospital, University of Zurich

Roadmap entry: 2023

Description / Development prospects

a. National level

Overview

The Operating Room X (OR-X) provides an optimal and adaptable environment for research, development and implementation of surgical innovations and technologies in Switzerland. The OR-X consists of a fully equipped ex vivo operating theatre – the surgical core facility – and three scalable and future-oriented technological units that will tackle the major challenges of the increasing digitalisation of surgical care. Taking cutting-edge technologies from key research fields and integrating them to create a highly realistic surgical environment is unique for Switzerland. The operational concept of the OR-X pursues a sweeping open access policy for research data and results as well as infrastructure, which strongly fosters national and international collaboration with academia and industry.

Detailed description

The OR-X consists of a four-tier infrastructure and research concept. Tier one is the surgical core facility, which has been fully funded and was newly constructed between fall 2021 and spring 2023. Its centerpiece is a medical-grade research operating room where whole ex-vivo surgeries can be performed on human tissue models. Adjacent is an equally well-equipped surgical laboratory with five surgical workstations where larger experiments or surgical skills training can be carried out. Surgical support infrastructure consists of facilities for the management and storage of surgical instruments, equipment, and human cadavers.

The requested funding is intended to support the implementation of the three technological units, which are represented by tiers two through four. The Unit for Intraoperative Imaging combines state-of-the-art intraoperative imaging technologies with robots (robotic ultrasound, robotic computed tomography) and new

sensor technologies (depth sensors, hyperspectral imaging, photogrammetry), allowing researchers to exploit the full potential of intraoperative imaging and develop advanced image-based methods for intraoperative decision-making and error prevention. The Unit for Surgical Data Science connects the OR-X through a high-performance computational network and server infrastructure (Nvidia DGX server infrastructure) for real-time collection and artificial-intelligence processing of surgical data. The Unit for Surgical Execution leverages computer-aided surgery equipment (tracking systems, augmented reality, haptic devices, surgical robots) as a testbed for incremental prototyping, verification and validation to accelerate the translation of surgical innovations.

The OR-X is broadly positioned at the national level with founding partners from several Swiss universities (UZH, ETH Zurich, University of Bern), other higher education institutions (ZHAW, sitem-insel) and university hospitals (Balgrist, St. Gallen, Geneva, EOC, University Children's Hospital Zurich). It bundles the necessary technical and surgical expertise into a single centre that perfectly complements the existing research landscape. The scientific network will continually expand through OR-X-associated research projects and synergistic infrastructures that share OR-X's strategic objectives.

b. International level

Other large surgical training centres (e.g. IRCAD in Strasbourg for minimally invasive surgery) and research infrastructures include their own operating theatres for conducting intraoperative research (e.g. TU Munich, Johns Hopkins University and King's College London). The OR-X already works in cooperation with many of those institutions, which strengthens its international positioning. National and international collaboration will be implemented through the OR-X network, a scientific network consisting of more than 40 supporters from academia, government and global industry. The OR-X network fosters scientific collaboration and provides researchers and start-ups with access to commercialisation partners, thus increasing the likelihood of R&D investment creating value for Switzerland.

c. Development prospects

The OR-X is expected to emerge as an important hub for surgical excellence through its structural anchoring in the triangle of universities, university hospitals and industry. Through international collaboration and large-scale externally funded projects, the OR-X aims to become an international leader in research on intraoperative imaging, surgeon-enhancing technologies, surgical data science and AI in surgery. The OR-X will thus create long-term added value for a broad spectrum of university research and education, as well as the medtech industry in Switzerland.

Over the longer term, these developments will advance digitalisation in surgery and lead to *in vivo* use of surgical technologies that have a high degree of autonomy and advanced decision-making capabilities. This will make a large impact on quality of care, healthcare systems and society, as it will reduce complications while facilitating, objectifying and optimising treatments in terms of outcomes and costs. The implications for the quality of healthcare education are equally significant, as these technologies will enable more comprehensive and efficient education and training of professionals.

d. Costs (in CHF m)

2021–2024		2025–2028		2029–2032	
Higher Education Institution University of Zurich: 1.00 Schweiz. Verein Balgrist: 13.23		Higher Education Institution University of Zurich: 3.28 Schweiz. Verein Balgrist: 1.90 ZHAW, University of Bern: 0.30		Higher Education Institution University of Zurich: 0.50 Schweiz. Verein Balgrist: 1.80	
Canton	0	Canton	0	Canton	0
Swiss Confederation	0	Swiss Confederation	SERI ⁴⁶ : 3.28 ETH Zurich: 0.40	Swiss Confederation	0
Third parties	User fees: 0.42 Sponsoring: 1.00	Third parties	User fees: 3.48 Sponsoring: 0.50	Third parties	User fees: 4.90
Total budget	15.65	Total	13.13	Total	7.20

Costs overview (2021–2024)		2025–2028		2029–2032	
Investments	14.00	Investments	2.37	Investments	0
Operating costs	1.65	Operating costs	10.76	Operating costs	7.20
Other costs	0	Other costs	0	Other costs	0
Total costs	15.65	Total	13.13	Total	7.20

Development Phases	Years
Design	2018–2019
Preparation	2020–2022
Implementation	2022–2028
Operation	>2027 (full operations)

46 Special support through Art. 47, para. 3 HEdA (Higher Education Act) to be decided in 2024.

14. Airborne Research for the Earth System (ARES)

Category: Integrated Research Infrastructure

Host institution(s): University of Zurich

Main funding sources: University of Zurich, ETH Zurich, EPFL, Empa, Eawag, University of Lausanne, University of Fribourg, private foundations

Roadmap entry: 2019

Description / Development prospects

a. National level

Overview

The Airborne Research Facility for the Earth System (ARES) is an integrated research infrastructure to measure terrestrial processes of the Earth system at regional scale. Data from complementary remote sensing instruments are assimilated in models within a dedicated computing infrastructure. The tight integration of state-of-the-art sensors with sophisticated models through a computing infrastructure will be unique within Switzerland and Europe, delivering world-class data and science output to the Earth system science community, fostered by a FAIR (findable, accessible, interoperable, and reusable) infrastructure with an open access data policy. ARES will be available primarily for Swiss researchers to collect data in Switzerland. As an open platform, it will also be made available to researchers on an international level to optimise the system usage through deployments outside of Switzerland.

Detailed description

ARES is composed of three high-precision Earth observing instruments mounted on an airborne platform measuring the electromagnetic spectrum reflected and emitted from the Earth's surface. The complementary instruments comprise i) an imaging spectrometer, ii) a multispectral laser scanner, and iii) a photogrammetric camera. These sensor systems are interfaced by high-precision navigation and position instrumentation for automated data acquisition and geometric processing. Data acquired by the instruments are processed to traceable physical units in dedicated processing chains and then assimilated by Earth system models to provide indicators describing the key chemical, biological, structural, geometric and physical properties of the rapidly changing environment. The computing infrastructure will be based on existing data centres, upgraded to support ARES data storage,

processing and querying to allow the efficient parameterisation of Earth system models. Data analysis, traceability and reproducibility are enabled through consistent metadata including provenance. These will be key to enhancing the scientific impact of ARES through open data access. The availability of spatially co-registered, temporally coherent ARES products will enable scientists to use big data approaches to explore as-yet unknown interactions between Earth system processes. The ARES team has been relying on heritage imaging spectrometers while the ARES infrastructure is being built: a) the Airborne PRISM Experiment (APEX, www.apex-esa.org) instrument was in operation for a decade until 2019, b) the University of Zurich coordinated research flights with AVIRIS-NG in a research cooperation with the NASA Jet Propulsion Laboratory (JPL) in 2018 and 2021. The ARES imaging spectrometer (Compact Wide Field-of-View Imaging Spectrometer II) was jointly developed by NASA/JPL and the University of Zurich and delivered to the University of Zurich in mid-2022.

With a planned upgrade in 2025–2028, the ARES imaging spectrometer will be complemented by a single-photon waveform laser (airborne laser scanner) and a high-resolution panchromatic camera.

b. International level

ARES remains unique in its setting. Several international key infrastructures use advanced imaging spectrometers as well as LiDAR instruments. Key infrastructures are the Global Airborne Observatory (GAO), focusing on tropical forests and coral reefs; the Airborne Package of the National Ecological Observatory Network (NEON), covering the North American continent; and NASA instruments (G-LiHT Imager (NASA Goddard), AVIRIS-NG (NASA JPL)) and the Airborne Snow Observatory. All of these facilities have already been in existence for several years. ARES will cover primarily temperate, Mediterranean, taiga and tundra ecosystems, which until now have not been well assessed.

c. Development prospects

Observational approaches using air- and space-borne instruments feeding Earth system models have gained in importance over time. Airborne platforms increasingly contribute to testing and standardising retrievals for

the Earth system before being implemented at a larger scale in satellite instruments. The European Space Agency (ESA) as well as the European Union's Earth observation programme Copernicus are developing new satellite concepts (e.g., the Copernicus Hyperspectral Imaging Mission for the Environment, CHIME). NASA's JPL operates the Earth Surface Mineral Dust Source Investigation (EMIT) instrument and the Global Ecosystem Dynamics Investigation LiDAR (GEDI) on the International Space Station and is planning a hyperspectral imager to study surface biology and geology (SBG). In addition, regional, national and international efforts are underway to produce «data cubes»– collections of relevant Earth system

data, variables and processes, allowing us to monitor our quickly changing environment. ARES is in an excellent position to make a unique contribution to the development of these new missions and data cubes, in particular by providing access to environments not yet mapped in detail as well as an integrated system approach, ranging from measurements to data products and Earth system processes based on open access and FAIR schemes. ARES is an open platform and can be further expanded to include additional sensor payloads, such as imaging thermal spectrometers, synthetic aperture radar instruments, or fluorescence imagers.

d. Costs (in CHF m)

2021–2024		2025–2028		2029–2032	
Higher Education Institution University of Zurich: 4.70		Higher Education Institution University of Zurich: 5.00		Higher Education Institution	2.50
Canton	0	Canton	0	Canton	0
Swiss Confederation ETH Zurich, Eawag, Empa, EPFL: 4.10		Swiss Confederation SERI ⁴⁷ : 5.00		Swiss Confederation	0
Third parties ESA/NASA: 2.10 Foundations: 1.10		Third parties SNSF/EU: 0.22		Third parties SNSF/EU: 2.25	
Total budget	12.00	Total	10.22	Total	4.75

Costs overview (2021–2024)		2025–2028		2029–2032	
Investments	8.80	Investments	5.49	Investments	0.50
Operating costs	2.00	Operating costs	2.85	Operating costs	2.55
Other costs	1.20	Other costs	1.88	Other costs	1.70
Total costs	12.00	Total	10.22	Total	4.75

Development Phases	Years
Design	2017–2022
Preparation	2017–2021
Implementation	2019–2028
Operation	2023–2032

47 Special support through Art. 47, para. 3 HEdA (Higher Education Act) to be decided in 2024.

Anhang I.2: Aktualisierung der nationalen Infrastrukturen der Roadmaps 2015 und 2019

Vorbemerkung

Für die in den Roadmaps 2015 und 2019 zur Umsetzung empfohlenen Forschungsinfrastrukturen wurde zwischen Ende 2022 und Anfang 2023 der Stand der Entwicklung aktualisiert. In diesem Anhang I.2 werden die bei den Verantwortlichen der Infrastrukturen erhobenen Daten präsentiert. Die Infrastrukturvorhaben werden nach wissenschaftlichen Bereichen geordnet:

Geistes- und Sozialwissenschaften

- Linguistic Research Infrastructure (LiRI)
- Swiss Art Research Infrastructure (SARI)
- Data and Service Center for the Humanities (DaSCH), vormals Swiss Digital Humanities Center (SDHC)
- Mixed-Reality Lab for Behavioral Research (MIRAL)

MINT

- Swiss Light Source (SLS 2.0)
- Catalysis Hub (CAT+)
- Swiss Laboratory for the Advanced Studies on the Dynamic Behavior of Materials (DynaMatLab)
- Next Evolution in Sustainable Building Technologies (NEST)
- The future of dark matter detection with liquid xenon (XENONnT and DARWIN)
- ATHOS beamline at the Swiss X-ray Free Electron Laser (SwissFEL)
- Common Data Center for Astronomy, Astroparticle and Cosmology (CDCI)
- Center for biomedical research in space

Life Sciences

- Swiss Ultrahigh-field-NMR Facility
- Swiss Research Network of Clinical Pediatric Hubs (SwissPedNet) (einschliesslich Center for Pediatric Systems Pharmacology and Technology, SwissPedPha)
- Swiss Center for Musculoskeletal Biobanking and Imaging and Clinical Movement Analysis (Balgrist Campus)
- Neuchâtel Platform of Analytical Chemistry (NPAC)
- Information and computational service infrastructure network to support biomedical research in Switzerland (BioMedIT))

e-Infrastrukturen

- The Swiss edu-ID and the Swiss Academic Cloud based on the Academic Network SWITCHlan

Die Daten der Infrastrukturen aus den Roadmaps 2015 und 2019, die für die Roadmap 2023 ein substanzielles Upgrade (major upgrade) unterbreitet haben, sind nur in Anhang I.1 enthalten. Dies betrifft die Vorhaben High-Performance Computing and Networking (HPCN-28), Airborne Research for the Earth System (ARES), Center of Structural Electron Microscopy (COSEM)⁴⁸, Swiss Plasma Center (SPC)⁴⁹ und Swiss Data Science Center (SDSC)⁵⁰. Die beiden Infrastrukturen Swiss National Ion-microbe Platform (SwissNIP) und National Research Centre for Animal Cognition wurden nicht finanziert und werden hier entsprechend nicht aktualisiert (siehe Roadmap 2019 für die Beschreibung der beiden Vorhaben).

Nicht alle hier beschriebenen Infrastrukturen erfüllen das neue Kriterium der Roadmaps 2019 und 2023 eines Mindestbudgets von fünf Millionen Franken, da es sich in manchen Fällen um aktualisierte Daten zu den Infrastrukturen der Roadmap 2015 handelt.

48 Dieses Vorhaben wurde zuerst als substanzielles Upgrade (Phasen 1 und 2) eingereicht, bevor es in der Phase 3 des Roadmap-Prozesses 2023 mit EM-Frontiers zusammengelegt wurde.

49 Dieses Vorhaben wurde als substanzielles Upgrade unter dem Namen Swiss Fusion Hub für die Roadmap 2023 eingereicht.

50 Dieses Vorhaben wurde als substanzielles Upgrade unter dem Namen Swiss Data Science Center+ (SDSC+) für die Roadmap 2023 eingereicht.

Wichtige Anmerkungen:

- 1) Die hier aufgeführten finanziellen Informationen sind Planzahlen der Hochschulen / Verantwortlichen der Infrastrukturen.**
- 2) Die hier aufgeführten Finanzzahlen für die BFI-Perioden 2025–2028 und 2029–2032 sind Planzahlen. Sie dienen einer groben Abschätzung der voraussichtlich anfallenden Kosten und deren Verteilung.**
- 3) Letzte Aktualisierung der Informationen: Dezember 2022 bis Januar 2023**

1.	Linguistic Research Infrastructure (LiRI).....	58
2.	Swiss Art Research Infrastructure (SARI)	60
3.	Swiss National Data and Service Center for the Humanities (DaSCH)	62
4.	Mixed-Reality Lab for Behavioral Research (MIRAL)	64
5.	Swiss Light Source SLS 2.0.....	66
6.	Catalysis Hub (CAT+).....	68
7.	Swiss Laboratory for the Advanced Studies on the Dynamic Behaviour of Materials (DynaMatLab).....	70
8.	Next Evolution in Sustainable Building Technologies (NEST)	72
9.	The future of dark matter detection with liquid xenon XENONnT and DARWIN.....	74
10.	ATHOS beamline at the Swiss X-ray Free Electron Laser SwissFEL.....	76
11.	Common Data Center for Astronomy, Astroparticle and Cosmology (CDCI).....	78
12.	Center for Biomedical Research in Space.....	80
13.	Swiss Ultrahigh-field-NMR Facility	82
14.	Swiss Research Network of Clinical Paediatric Hubs (SwissPedNet)	84
15.	Swiss Center for Musculoskeletal Biobanking and Imaging and Clinical Movement Analysis (Balgrist Campus).....	86
16.	Neuchâtel Platform of Analytical Chemistry (NPAC).....	88
17.	Information and computational service infrastructure network to support biomedical research in Switzerland (BioMedIT)	90
18.	The Swiss edu-ID and the Swiss Academic Cloud based on the Academic Network SWITCHlan	92

1. Linguistic Research Infrastructure (LiRI)

Category: Information and services infrastructure

Host institution(s): University of Zurich

Main funding sources: University of Zurich, Third parties (SNSF)

Roadmap entry: 2019

Description / Development prospects

a. National level

Overview

Two inter-departmental institutions at the Faculty of Arts and Social Sciences at UZH, namely the Centre for Linguistics (LiZZ, Linguistik Zentrum Zürich) and the University Research Priority Programme “Language and Space” (URPP SpuR, 2013–2024), as well as some laboratories distributed over the campus and several institutes, successfully implemented a substantial upgrade of existing local linguistic research infrastructure to implement and develop LiRI.

LiRI improves laboratory research in linguistics and related fields, which has become central in the era of Digitisation and Big Data for the study of language and speech. It also supports data acquisition and experimental projects investigating language, speech and the brain with various devices like EEG, fNIRS, Eyetracking, Audio and Video. LiRI also facilitates data storage, data processing and analyses of the data using up-to-date data science support. This upgrade enables pioneering research combining naturalistic data with rigorous methods that so far could only be applied in the lab.

Detailed description

LiRI offers data acquisition services in a new linguistic laboratory unit with devices and components, mainly used for research in phonetics, psycholinguistics, and neurolinguistics, e.g. with mobile and stationary eyetracking devices, EEG systems, an fNIRS system, five sound-proof recording cabins and further facilities. An anechoic chamber will be integrated into the new LiRI laboratory at Forum UZH (from 2028 onwards), building a substantial upgrade and new epicenter of the existing LiRI laboratory.

In addition, LiRI offers researchers assistance in handling and processing their linguistic data at all stages of the data life cycle, from data acquisition to linguistic data

management/processing/science/storage. LiRI can channel a large volume of data produced not only by the LiRI data acquisition components, but also data coming from institutions outside of UZH, working with language data and linguistic databases. LiRI ensures that linguistic research data are standardised, interoperable and open accessible resources set up as part of the LiRI rules of procedure as well as a set of standards for the quality of hosted research data, digital assets and metadata.

LiRI is a partner within a consortium that is building a national ecosystem of infrastructures covering the whole linguistic data lifecycle based on ORD requirements (FAIR principles) from data generating, processing and analysing to data sharing and archiving. With the launch of the SWISSUbase repository and the Language Repository of Switzerland (LaRS) in 2022, LiRI is not only a strong partner in these initiatives, but also serves as a national platform for linguistic data storage/processing/science, uniting many different linguistic data resources (text, audio, video, EEG etc.) in one data center. Working with CLARIN-CH, LiRI helps to set up national working groups, e.g. on corpus linguistics, speech & brain studies, and thus strengthens national cooperation.

b. International level

As an infrastructure unit within the Centre for Linguistics, the LiRI plays a key role in Zurich linguistics research, which is Switzerland’s largest linguistic research community (over 20 full professors, manifold third-party funded projects and a huge number of local research and training initiatives). International collaborations and the international Advisory Board have helped to make LiRI one of the very few large laboratory and data management units for linguistics (and related disciplines) in Europe.

LiRI is also embedded in European infrastructure initiatives. UZH works with CLARIN-CH, which is also hosted by the Center for Linguistics, and DARIAH, two pan-European organisations that support the sharing of language resources and tools for arts and humanities scholars working with computational methods. The membership in these two organisations enables the research community to contribute to and to benefit from the two most important European infrastructure networks. Through systematic metadata and format requirements they help

to implement and improve the reusability and reproducibility of data in linguistic subdisciplines to reach a higher level of knowledge gain.

c. Development prospects

LiRI brings UZH and its national and international partners to the forefront of experimental and Big Data-based linguistic research, also taking into consideration the European funding agencies' policy of sustainable research infrastructures. The new devices, synthetic lab structure and staff (data scientists and consultants for statistics, machine learning, data aggregation, one technician, system administrator, linguistic application engineers,

research coordinator) enable the number and size of third-party funded projects with university and business partners to grow both nationally and internationally (e.g. hearing aids, brain-computer interfaces, neuromodulation, learning and training software). The NCCR Evolving Language (start: June 2020) is an important collaboration partner of LiRI, also several Sinergia projects (e.g. MULTICAST, ProPOS). Thanks to close collaboration with CLARIN-CH and the SWISSUbase repository facility, LiRI is a strong partner for research initiatives within and beyond Switzerland with regard to support in data storage (also long-term archiving), data management and data science.

d. Costs (in CHF m)

2021–2024		2025–2028		2029–2032	
Higher Education Institution	UZH: 4.90	Higher Education Institution	UZH: 4.40	Higher Education Institution	UZH: 3.30
Canton	0	Canton	0	Canton	0
Swiss Confederation	0	Swiss Confederation	0	Swiss Confederation	0
Third parties	SNSF: 0.80 (R'Equip) User fees: 1.20	Third parties	User fees: 1.50	Third parties	User fees: 1.80
Total budget	6.90	Total	5.90	Total	5.10

Costs overview (2021–2024)		2025–2028		2029–2032	
Investments	2.40	Investments	1.20	Investments	0.40
Operating costs	4.40	Operating costs	4.60	Operating costs	4.60
Other costs	0.10	Other costs	0.10	Other costs	0.10
Total costs	6.90	Total	5.90	Total	5.10

Development Phases	Years
Design	2017–2018
Preparation	2018–2019
Implementation	2020–2022
Operation	2023–2037

2. Swiss Art Research Infrastructure (SARI)

Category: Information and services infrastructure

Host institution(s): University of Zurich

Main funding sources: University of Zurich, ETH Zurich, external Foundations

Roadmap entry: 2015

Description / Development prospects

a. National level

Overview

The Swiss Art Research Infrastructure (SARI) provides access to advanced data-driven research tools and domain-specific research environments, allowing unified and mutual access to research and collection data, digitised visual/textual resources, and related reference data in the field of art history and related disciplines. By providing universal access to pivotal digital research technologies and re-sources through its modular, tailor-made research environments, SARI enhances the accessibility, interoperability, re-usability, and long-term sustainability of research and collection data in art history and related disciplines according to FAIR principles. Thus, SARI combines the unique scholarly expertise of specialised research institutions in Switzerland and leverages the vast scholarly potential of open research data as well as collection data, anticipating the research needs of the next decades.

Detailed description

SARI develops and maintains a comprehensible technological framework for unified access to domain-specific research resources, advanced research tools, and tailor-made research environments based on internationally acknowledged, sustainable, and yet extendable standards for data modelling, data storage and data exchange in the semantic web. This includes (but is not limited to) the Resources Description Framework (RDF) and Linked Open Data technology (LOD) for semantic data technology, the International Image Interoperability Framework (IIIF) for access to digital assets, as well as the Conceptual Reference Model of the International Council of Museums (CIDOC-CRM) and the Linked.Art framework for collecting, modelling, harmonising, aligning, enhancing, and publishing data.

Built entirely on open source components and according to standards recommended by the W3C, SARIs

technology stack (by design) guarantees long-term findability, accessibility, interoperability, and re-usability of research and collection data in compliance with the Swiss National Open Research Data Strategy and FAIR principles. Moreover, due to their semantic nature, all data made available through SARI are part of a global knowledge graph, compatible with the relevant national and international research infrastructures. This results in an unprecedented framework for publishing research data, first-hand digital visual resources, and scholarly acknowledged reference data from specialised research institutions across the globe, overcoming institutional and national barriers as well as technical and language issues. By working with leading national and international institutions in the field, SARI fosters cost-effective use of resources for research and teaching across disciplines.

b. International level

To ensure maximum leverage nationally and internationally, SARI uses the same technology stack as major cultural institutions worldwide (Getty Research Institute, GRI, Yale Center for British Art, YCBA, British Museum, PHAROS Consortium) allowing mutual access to research resources. Pivotal extensions to semantic ontologies are being developed in cooperation with the CIDOC-CRM special interest group and the Linked.Art consortium. Multilingual, domain-specific reference vocabularies are being developed in cooperation with major national and international players (libraries, research institutions, etc.). As a result, SARI's semantic modelling and tools are currently being adopted by leading institutions in the field, such as the Harvard Centre for Renaissance Studies, Villa I Tatti (Florence), the Bibliotheca Hertziana (Rome), and the Institute for the History of Science (Berlin). SARI deepened international networking as a permanent member of the CIDOC-CRM Special Interest Group (CRM-SIG), the editorial board of the Linked.Art consortium, and as founding member of both CORDH (Consortium for Open Research Data in the Humanities) and the Time Machine Organization (TMO).

c. Development prospects

In view of the ever-increasing availability of domain-specific datasets and a rapidly growing interest in digital research technology and methods in art history and related disciplines, we identify a fast-growing demand

for advanced digital research technology, research tools and universal access to digital research resources from specialised institutions. Requirements from national and international funding agencies to provide findable, accessible, interoperable, and re-usable research data (FAIR) accelerate this demand. As a result, SARI is actively involved in numerous research project proposals to CHORD, SNSF, ERC and others to pursue its mission to provide advanced digital research tools and environments. To

avoid redundancies on a national level, SARI is closely working with leading national partners, such as DaSCH and CONNECTOME. In this, SARI is establishing practices for data modelling, exchange, and re-use that are specific to the field of art history, but reusable in the DH at large. At the University of Zurich, SARI has acquired the status of Technology Platform (TPF), which allows it to provide services to a larger range of clients (academic and non-academic).

d. Costs (in CHF m)

2021–2024		2025–2028		2029–2032	
Higher Education Institution University of Zurich: 0.87 University of Zurich (invest): 0.24		Canton University of Zurich (invest): 0.24		Higher Education Institution University of Zurich (invest): 0.24	
Canton	0	0		Canton	0
Swiss Confederation ETH Zurich (in-kind/projection): 0.44		Swiss Confederation ETH Zurich (in-kind/projection): 0.44		Swiss Confederation ETH Zurich (in-kind/projection): 0.44	
Third parties Private Foundations: 1.23 TPF revenue (academic/SNSF): 0.38 TPF revenue (non-academic): 0.38 Zurich Research Center/MPG: 1.25		Third parties Private Foundations: 0.08 TPF revenue (academic/SNSF): 0.59 TPF revenue (non-academic): 0.59		Third parties TPF revenue (academic/SNSF): 0.59 TPF revenue (non-academic): 0.59	
Total budget	4.79	Total	1.94	Total	1.86

Costs overview (2021–2024)		2025–2028		2029–2032	
Investments	0.24	Investments	0.24	Investments	0.24
Operating costs	1.99	Operating costs	1.26	Operating costs	1.18
Other costs	2.56	Other costs	0.44	Other costs	0.44
Total costs	4.79	Total	1.94	Total	1.86

Development Phases	Years
Design	(2014–)2017
Preparation	2017
Implementation	2018–2022
Operation	2020ff

3. Swiss National Data and Service Center for the Humanities (DaSCH)

Category: Information and service infrastructure

Host institution(s): University of Basel

Main funding sources: Swiss National Science Foundation, University of Basel

Roadmap entry: 2015

Description / Development prospects

a. National level

Overview

The Swiss National Data and Service Center for the Humanities (DaSCH) provides data curation, long-term access, persistent identifiers for data records (based on the "Archival Resource Key", ARK) and research and analysis tools for research data in the humanities. The focus is on qualitative data, which mostly consists of complex interwoven data, such as textual data and associated digital objects like images, sound or video files. DaSCH guarantees the long-term direct accessibility of research data in the Humanities and the adherence to open standards while propagating the use of advanced digital methods and technologies so that the persistence of data can be secured and tools to work with those data can be supplied. DaSCH provides FAIR access to its data and supports relevant standards for interoperability.

Detailed description

DaSCH develops and maintains a software solution, the DaSCH Service Platform (DSP), which consists of a database (triplestore) based on Linked Open Data technologies (LOD) and the Resource Description Framework (RDF). The latter is a middleware utility that implements full timestamp-based versioning (version history) on field level, permission control and an application programmers interface (API) that is compliant with the open REST-standard (Representational State Transfer). The flexible data modeling with LOD allows DaSCH to use a single infrastructure for data, metadata, models and structures from any project, regardless of the data concept used. The architecture of DSP goes well beyond the Open Archival Information System (OAIS) reference model for digital archives, where OAIS only emulates the processes of an analogue archive, containing physical artifacts, into the digital domain. For qualitative research data, this model is not sufficient: The data themselves, not just their descriptive metadata, need to be searchable at any time. In addition, data have to be annotable and

linkable on a very fine-grained level. In addition, the data objects need to be editable, e.g. if new findings emerge, without losing previous versions. The field level-based version history of DSP offers these features and therefore the term keep-alive archive is used. Citations using permanent identifiers, based on archival resource keys (ARK, provided by DaSCH), always show a data object as it was at the time when the ARK identifier was created. An important aspect of qualitative data in the humanities is that the preservation of such datasets alone may make little sense. The way the datasets are accessed and re-used by queries and views often form an integral part of the knowledge represented by the datasets. Thus, the DaSCH infrastructure provides components to emulate queries and generic user interfaces using modern responsive web technologies.

DaSCH implements, encourages or enforces the use of well adapted and accepted standards. Its RESTful API is based on JavaScript Object Notation – Linked Data (JSON-LD) which is a widely accepted standard for linked open data. For images, audios and videos, DaSCH only uses the International Image Interoperability Framework (IIIF), texts can be imported/exported as standard TEI/XML (Text Encoding Initiative). Therefore, DaSCH consistently guarantees a high degree of interoperability. DaSCH is also fully compliant with FAIR data principles as required by most funding agencies. If needed, more precise access control is also possible (e.g., copyright issues or data protection rules).

b. International level

International comparison shows that there is no single repository that can meet everyone's needs. There are various approaches aimed at ensuring long-term access to research data. The DaSCH solution compares favourably with similar systems used worldwide. DaSCH uses an adequate, very advanced and innovative technology that is very promising for the future and offers great potential. It is open to international co-operation by using accepted standards such as IIIF, LOD, RDF, REST or JSON-LD and works closely with similar national and international institutions.

c. Development prospects

Research in the Humanities has become more reliant on digital data, tools and methods. Combined with the fact that several Swiss universities have created “Digital Humanities” departments and research data stewards or comparable structures, demand for DaSCH services and long-term storage of curated data in the Humanities will increase. DaSCH is intended as a sustainable solution for digital editions. It also contributes to the definition and establishment of a standard for 3D images (IIIF 3D), and is designed to provide a generic virtual research

environment where added value can be created by searching and analysing data across multiple projects with the help of suitable data analysis tools. In order to avoid redundancy, DaSCH works with other national and international infrastructures and institutions such as FORS. Common standards for software platforms (e.g. LOD, RDF, ontologies) enable efficient knowledge sharing with them. Common portals and data gateways are planned in order to offer single-stop services for research projects that cross domain boundaries.

d. Costs (in CHF m)

2021–2024		2025–2028		2029–2032	
Higher Education Institution University of Basel: 1.10		Higher Education Institution University of Basel: 1.10		Higher Education Institution	tbd
Canton	0	Canton	0	Canton	tbd
Swiss Confederation	0	Swiss Confederation	0	Swiss Confederation	tbd
Third parties	SNSF: 9.20 SAGW: 0.23	Third parties	SNSF: 10.25 0.20	Third parties	tbd
Total budget	10.53	Total	11.55	Total	tbd

Costs overview (2021–2024)		2025–2028		2029–2032	
Investments	1.26	Investments	1.96	Investments	tbd
Operating costs	8.95	Operating costs	9.24	Operating costs	tbd
Other costs	0.32	Other costs	0.35	Other costs	tbd
Total costs	10.53	Total	11.55	Total	tbd

Development Phases	Years
Design	2010–2012
Preparation	2013–2015
Implementation	2016
Operation	2017ff

4. Mixed-Reality Lab for Behavioral Research (MIRAL)

Category: Instruments, Information and service infrastructures, Technical infrastructures

Host institution(s): University of St.Gallen

Main funding sources: University of St.Gallen

Roadmap entry: 2015

Description / Development prospects

a. National level

Overview

With the Mixed Reality Lab for Behavioural Research (MIRAL), the University of St. Gallen has established a research infrastructure (RI) with the long-term objective of developing an internationally renowned mixed-reality lab for research on the behaviour of students, consumers, managers, and employees in both physical and computer-enhanced environments.

Detailed description

With its combination of neurophysiological measurement capabilities, AR/VR facilities, multi-user decision-making lab environment and extensive student panel, MIRAL is currently of key interest to behavioural researchers at the University of St Gallen. MIRAL also welcomes researchers from other Swiss and international research institutions (particularly behavioural consumer and management researchers but also behavioural finance and behavioural economics researchers).

The RI not only allow researchers of the host institution to use a state-of-the-art laboratory to conduct their behavioural research, but it is also considerably increasing its scope of action. To scientists in Switzerland and elsewhere, MIRAL is a unique research environment that further improves the reputation of the university and Swiss research in general. MIRAL also enhances the reputation

of the research community by providing a specialised lab infrastructure to research human behaviour in both the physical and virtual world by applying sophisticated neurophysiological measurement techniques.

b. International level

The behavioural researchers at the University of St Gallen collaborate extensively with other Swiss, European, and North American schools, which greatly benefit from the RI and strengthen the academic position of Swiss behavioural research across different disciplines both nationally and internationally. MIRAL also directly works with other laboratories in Europe.

c. Development prospects

MIRAL was established in two stages. In the first stage (2014–2017), the University of St.Gallen invested monetary and intellectual resources to establish a state-of-the-art behavioural lab. In the second stage (2018–2021), MIRAL extended its neurophysiological measurement capabilities (EEG, ECG, GSR), augmented/virtual reality resources, and developed its lab team's capabilities for enhanced support to improve the quality of scientific experiments. MIRAL now includes a common laboratory infrastructure to address research questions in the real, physical, and virtual, online world. Furthermore, MIRAL has taken a special focus on neurophysiological measurements by directly supporting studies and actively contributing to academic discussion in the field. During the next stage (2021-2024), MIRAL will deepen its excellence in neurophysiological measurements (both in the lab and in the field), seek ways to integrate augmented reality with aforementioned measurement technics, and further support studies and researcher training in behavioural science.

d. Costs (in CHF m)

2021–2024		2025–2028		2029–2032	
Higher Education Institution	0.92	Higher Education Institution	1.05	Higher Education Institution	1.20
Canton	0	Canton	0	Canton	0
Swiss Confederation	0	Swiss Confederation	0	Swiss Confederation	0
Third parties	0	Third parties	0	Third parties	0
Total budget	0.92	Total	1.05	Total	1.2

Costs overview (2021–2024)		2025–2028		2029–2032	
Investments	0.08	Investments	0.10	Investments	0.12
Operating costs	0.84	Operating costs	0.95	Operating costs	1.08
Other costs	0.0	Other costs	0.0	Other costs	0
Total costs	0.92	Total	1.05	Total	1.20

Development Phases	Years
Design	2014–2015
Preparation	2015
Implementation	2015–2018
Operation	2018ff

5. Swiss Light Source SLS 2.0

Category: Instrument

Host institution(s): PSI

Main funding sources: ETH Board, PSI, Canton Aargovia

Roadmap entry: 2019

Description / Development prospects

a. National level

Overview

Since it became operational in 2001, the Swiss Light Source (SLS) has remained one of the prime examples of third-generation storage-ring technology for over a decade. However, SLS must now undergo a comprehensive upgrade to remain competitive and able to be used for cutting-edge research. This is due to a number of factors: the increasing scope and impact of applications for synchrotron light sources in almost all areas of the natural and engineering sciences; improvements in source and instrument technology in general; and the advent of diffraction-limited storage-rings (DLSRs) in particular.

SLS 2.0 will provide a dramatic increase in brightness (up to a factor of 40) by replacing the current magnet lattice of the storage ring with a new multi-bend achromat (MBA) magnet structure. This upgrade will also increase electron beam energy from 2.4 GeV to 2.7 GeV. This, combined with advanced hardware and instrumentation, will enhance the performance of all experimental techniques currently used at the SLS and also enable the development of new innovative methods. SLS 2.0 will perfectly complement the x-ray free-electron laser SwissFEL: SLS 2.0 will focus on high (spatial) resolution imaging and spectroscopy at slow time scales (ps to ms) whereas SwissFEL will place emphasis on ultrafast (fs) time domain experiments.

Moreover, SLS 2.0 will supplement the access of Swiss users to the European Synchrotron Radiation Facility (ESRF), which is an international research organisation based in Grenoble, to which Switzerland is a member.

Detailed description

The upgrade focuses on the transformation of the storage ring lattice to MBA technology and the up-grade of the beamlines and end stations to take full advantage of the increased brightness of the machine. The upgrades of the accelerator and the beamlines and PSI's leadership

in development of complementary technology (e.g. insertion-device design, pixelated x-ray detectors, x-ray optics) will yield unique research opportunities especially in imaging, diffraction, and spectroscopy, areas in which SLS presently is a leading player:

- In x-ray ptychography (a microscopic imaging technique pioneered at SLS), it will be possible to collect images in seconds or minutes instead of hours.
- SLS is among the leaders in x-ray tomography, which benefits clinical medicine, fundamental and applied sciences. SLS 2.0 will generate more brilliant and harder x-ray beams with greater penetrating power, allowing static and time-dependent tomography for a much larger range of systems.
- The smaller beam produced by SLS 2.0 will enable analysis of sub-micrometer scale crystals of proteins, a feature currently not achievable at SLS.
- SLS houses the world's premier beamlines for imaging electron states in devices, both buried and at surfaces, and in novel materials. SLS 2.0 will enable collection of such images for small devices of contemporary and future technological importance.

b. International level

The first DLSR at MAX-IV in Lund, Sweden, came online in summer 2016. Sirius in Campinas/Brazil, started commissioning in 2021, while the ESRF implemented its upgrade to DLSR-status in 2019 and restarted user operation in 2020. The ALS in Berkeley/USA and the APS in Argonne/USA will perform their upgrades on a similar timescale as SLS. Other facilities in Europe, like Elettra in Trieste/Italy, Petra in Hamburg/Germany and Diamond in Didcot/UK are in an advanced state of planning, but will not start with implementation of their synchrotron upgrades before 2025. The same is true for Spring8/Japan. The SLS2.0 project team has established several collaborations with these facilities, thus profiting from synergies for a large variety of developments in hardware and methods required for the new generation of synchrotrons and related instrumentation.

c. Development prospects

The SLS 2.0 upgrade requires substantial novel technical developments, including complex magnetic deflection

systems completely built using permanent magnet technology. This will not only enable integration of magnet functions in a smaller footprint. It will also lead to significantly reduced power consumption. The upgrade of the SLS will on the one hand significantly enhance the quality - and in many cases also the speed - of existing experimental methods. It will also lead to entirely innovative techniques in areas as diverse as advanced

manufacturing, drug design, and electronic-device manufacturing and characterisation. It is thus of utmost importance that the SLS upgrade programme keeps PSI at the forefront of cutting-edge science over the next two decades. In addition, and as a key element of PSI's core mission, continuous upgrades of both the machine and end stations will be performed during the operating phase in order to ensure long-term competitiveness.

d. Costs (in CHF m)

2021–2024		2025–2028		2029–2032	
Higher Education Institution	0	Higher Education Institution	0	Higher Education Institution	tbd
Canton	Kt. AG: 3.25	Canton	Kt. AG: 6.50	Canton	tbd
Swiss Confederation	ETH Board: 99.00 PSI: 68.00	Swiss Confederation	PSI: 29.00	Swiss Confederation	tbd
Third parties	0	Third parties	0	Third parties	tbd
Total budget	170.25	Total	35.50	Total	tbd

Costs overview (2021–2024)		2025–2028		2029–2032	
Investments	119.25	Investments	15.50	Investments	tbd
Operating costs	0	Operating costs	0	Operating costs	tbd
Other costs	51.00	Other costs	20.00	Other costs	tbd
Total costs	170.25	Total	35.50	Total	tbd

Development Phases	Years
Design	2017–2021
Preparation	2019–2023
Implementation	2021–2024
Operation	2024

6. Catalysis Hub (CAT+)

Category: Technical infrastructure

Host institution(s): ETH Zurich and EPF Lausanne

Main funding sources: ETH Board, ETH Zurich, EPF Lausanne, SNSF, EU

Roadmap entry: 2019

Description / Development prospects

a. National level

Overview

The Catalysis Hub (Cat+) provides a unique integrated research infrastructure for the efficient discovery of catalytic technologies for sustainable conversion processes and energy research. This Swiss platform, co-headed by the EPFL and ETHZ, will be an open-access facility for catalysis research devoted to the discovery, characterisation and testing of large numbers of homogeneous and heterogeneous catalysts and catalytic processes based on high-throughput experimentation, computations and advanced data analysis.

Detailed description

Cat+ is designed as an open-access facility for catalysis research. It will be devoted to the discovery, characterisation and testing of large numbers of homogeneous and heterogeneous catalysts and catalytic processes. This requires an integrated workflow, with the fully automated synthesis, characterisation and evaluation of molecular and solid catalysts that will be augmented by advanced integrated computational modelling and data analysis through machine learning – artificial intelligence approaches. This world-leading Catalysis Hub will build on the assets of the ETH Domain and will provide the entire Swiss academic and industrial community with access to state-of-the-art and next-generation equipment for catalyst and reaction discovery as well as process optimisation. Cat+ will also provide advanced and operando spectroscopy tools and methods to drive rational design and to understand how to overcome limitations with respect to catalyst deactivation. The Cat+ will group leading experts of every required aspect for catalyst discovery and development. Access to the hub will be secured by

rapid online submission and evaluation of proposals followed by task implementation by an efficient team of experts in close collaboration with the applicant research group. Physically, Cat+ will be distributed across two main campuses depending on the specific expertise to allow for efficient dissemination within Switzerland: the East Campus (ETH Zurich/Empa) and West Campus (EPFL) of the Cat+ will focus on heterogeneous and molecular catalysts, respectively.

b. International level

Efficient catalytic technologies are a recognised tool to address the needs of sustainable chemical production and energy storage/conversion. In this respect, top-level research and teaching institutions worldwide are investing significantly in dedicated catalysis research centres to advance the catalyst discovery and development process. Cat+ will ensure that the ETH Domain and Switzerland as a whole have access to the necessary infrastructure and provide the platform necessary to promote talent and to stay competitive on a global level. Cat+ is open to Swiss academics and industries, and also welcomes international participations and seeks exchange with other leading centres in order to advance the state of the art in catalysis research.

c. Development prospects

The key aim for Cat+'s initial years is to provide the appropriate next generation infrastructure equipment for all aspects of catalyst discovery and development and pair it with the best available experts in the ETH Domain. This unifying approach will allow the centre to react efficiently to the challenges of future catalysis research and sustainable development. Beyond 2025, we expect that the majority of Cat+ users will be able to fund their use of the infrastructure on a pay-per-use basis. Additionally, we expect significant industry interest in the long term once the full potential of Cat+ is unlocked. Together these factors should allow a transition to a sustainable model ensuring long-term prospects and later upgrades of Cat+.

Costs (in CHF m)

2021–2024		2025–2028		2029–2032	
Higher Education Institution	0	Higher Education Institution	0	Higher Education Institution	0
Canton	0	Canton	0	Canton	0
Swiss Confederation	ETH Board: 25.00 ETH Zurich, EPFL: 6.90	Swiss Confederation	ETH Board: 8.10 ETH Zurich, EMPA, EPFL: 3.00	Swiss Confederation	ETH Board: 5.70 ETH Zurich, EPFL: 1.40
Third parties	SNSF, EU: 0.50 Private sector: 0.30	Third parties	SNSF, EU: 1.40 Private sector: 0.80	Third parties	SNSF, EU: 2.10 Private sector: 2.20
Total budget	32.70	Total	13.30	Total	11.20

Costs overview (2021–2024)		2025–2028		2029–2032	
Investments	20.20	Investments	4.30	Investments	2.00
Operating costs	6.70	Operating costs	7.10	Operating costs	7.20
Other costs	5.8	Other costs	1.90	Other costs	2.0
Total costs	32.7	Total	13.30	Total	11.20

Development Phases	Years
Design	2019–2021
Preparation	2021–2022
Implementation	2023
Operation	2024ff

7. Swiss Laboratory for the Advanced Studies on the Dynamic Behaviour of Materials (DynaMatLab)

Category: Instruments

Host institution(s): SUPSI

Main funding sources: Host institution, Competitive Funds, State Secretariat of Education, Research and Innovation (SERI)

Roadmap entry: 2015

Description / Development prospects

a. National level

Overview

The Swiss Laboratory for the Advanced Studies on the Dynamic Behaviour of Materials is a centre specialised in the mechanical characterisation of materials in dynamics able to accurately measure the stress-strain curves of materials in tension, compression and shear in a large range of strain-rates (from 10^{-6} a 10^5 s^{-1}) and temperatures.

The laboratory acts as a point of reference for industry and research centres (at regional, national and international level) as a key player supporting the design, development and optimisation of production processes.

The laboratory develops research on materials and structures subject to dynamic-impulsive loads, facilitates technological transfer and promotes an integrated approach to design-testing as a means of improving the safety and quality of products.

Detailed description

In the laboratory it is possible to perform tests in tension, compression, shear, torsion and bending for different materials at high strain-rates and in a large range of temperatures ($77 \div 1'500$ °K). For example:

- Thin sheet steel used by the automotive industry.
- Steel used for the structures of nuclear reactors or defence.
- Plain and fibre-reinforced concrete.
- Aluminum and magnesium alloys used in aerospace.
- Fibre-reinforced composite polymers.

The core facilities of the laboratory are based on the Modified Hopkinson Bars apparatus. Several set-ups are used to study the uni-, bi- and tri-axial behaviour of materials in a wide range of strain-rate tests ($1 \div 10^5$ s^{-1}). These apparatuses may differ in length from a few meters up to 15 m, and have different bar diameters, needed to test

for example: metals (diameter 10 and 12 mm); polymers (diameter 20 mm); concrete and rocks (diameter 60 mm). Additional facilities exist to test materials in intermediate strain rate regime ($0.1-100$ s^{-1}) and in quasi-static regime. Systems of transient recorder (50 Msample/s) and measurement chains (displacement transducers, fast camera, etc.) enable all data to be captured.

b. International level

The Swiss Laboratory for Advanced Studies on the Dynamic Behaviour of Materials continues in the same way followed by the existing DynaMat Laboratory. The research infrastructure will enhance our role as a reference point for industries, research centres and international universities. The development of training and mentoring of Swiss and international young researchers will create the opportunity to do cutting-edge studies and collaborate with other world-class facilities and experts. The laboratory will act as a node of the network of world's leading research institutions involved in the dynamic behaviour of materials, providing a supportive environment for Swiss industry. This infrastructure is part of the international network of laboratories of dynamic of materials (DYMAT).

c. Development prospects

Dynamic behaviour of materials is an ever-expanding area of broad interest to the scientific community and industry. Understanding the dynamic response of materials improves the design and safety of products and structures by means of calibration and validation of numerical models.

Our laboratory is highly specialised in experimental issues, analysing the material behaviour in mono-axial, bi-axial and tri-axial loading conditions in combination with additional variables such as temperature and other severe conditions (i.e. irradiation).

In order to become a reference laboratory in these areas, new machines need to be designed to constantly improve the present set of devices and create complementary set-ups. New machines are crucial in addressing R&D needs in the field of dynamic behaviour of materials. In order to cover a wide area of applications, torsion behaviour and combined tension/torsion need to be studied. Traditional

Split Hopkinson Pressure Bar (SHPB) can easily respond to dynamic indentation purposes (two set-ups have been scheduled). Many industrial applications involve biaxial stress conditions, and so dynamic biaxial behaviour studies are required. The new RI must respond to these issues by developing bi-axial apparatus at medium and

high strain rate (bi-axial MHB). Moreover, the new TriHB must be completed and collision test apparatus built. Finally, the system of MHB in bending is required to study the fracture mechanics parameters in a wide range of strain rates.

d. Costs (in CHF m)

2021–2024		2025–2028		2029–2032	
Higher Education Institution	2.72	Higher Education Institution	2.17	Higher Education Institution	2.17
Canton	1.18	Canton	0.93	Canton	0.93
Swiss Confederation	0	Swiss Confederation	0	Swiss Confederation	0
Third parties	1.00	Third parties	1.20	Third parties	1.20
Total budget	4.90	Total	4.30	Total	4.30

Costs overview (2021–2024)		2025–2028		2029–2032	
Investments	0.59	Investments	0.40	Investments	0.40
Operating costs	3.46	Operating costs	3.46	Operating costs	3.46
Other costs	0.84	Other costs	0.44	Other costs	0.44
Total costs	4.90	Total	4.30	Total	4.30

Development Phases	Years
Design	2017–2024
Preparation	2024–2026
Implementation	2026–2028
Operation	2028–2032

8. Next Evolution in Sustainable Building Technologies (NEST)

Category: Technical Infrastructure

Host institution(s): Empa, Eawag

Main funding sources: Empa, Eawag, ETH Board, Swiss Federal Office of Energy, Ernst Göhner Stiftung, Swisslife/ZKB and numerous industrial partners

Roadmap entry: 2015

Description / Development prospects

a. National level

Overview

Since its inauguration in May 2016 NEST has become a lighthouse for innovation in the building sector. A vast number of research groups from the ETH Domain and universities of applied sciences together with their industrial partners (presently more than 150) are using NEST to explore the viability of new materials, systems and concepts.

The unique flexibility of NEST combined with the involvement of real users in all experiments has proven to be a true catalyst for innovation. First, products and concepts that were initially developed within the NEST framework are already on the market and many more are in the pipeline. Several startups have emerged in recent years that seek to commercialise technologies first deployed in NEST. Furthermore, NEST still enjoys very broad coverage in the national and international press, repeatedly wins awards and since its launch has been visited by roughly 1,000 persons per month.

Detailed description

The development of the NEST concept started in 2009. By the end of 2013, the consortia for the first units were formed and financing for the construction of the backbone was secured. The actual construction started in 2014 and the official inauguration of NEST took place in May 2016 with the two units Meet2Create (Lucerne University of Applied Sciences and Arts) and Vision Wood (Empa & ETH Zurich) then ready. The Energy Hub (Empa) and Water Hub (Eawag) became operational later the same year.

Since then, six more units have been completed: Solar Fitness & Wellness (Empa), Urban Mining and Recycling (KIT), SolAce (EPFL), DFAB HOUSE (ETH Zurich), HiLo (ETH

Zurich) and Sprint (Empa). The unit STEP 2 will be completed in 2023.

NEST has been involved in co-founding and supporting business and research ecosystems to facilitate the transformation of the construction industry – for example, in the field of circular construction and in energy issues.

Numerous peer reviewed papers and master thesis have been published in combination with the units. NEST is definitely helping to accelerate innovation in the construction industry. The gap between academia and industry can be narrowed thanks to collaboration between all stakeholders within a NEST project.

However, it is important to further develop instruments and tools to facilitate the transfer of know-how and to accelerate the learning rate of all players involved.

b. International level

NEST is also gaining international recognition in the Living Lab scene thanks to the unique features it offers. To the best of our knowledge, there is no comparable platform offering a similar approach that is research- rather than user-dominated. The number of international delegations from the public sector and from research and industry is increasing. Several large international companies have recently joined NEST as partners or are planning to do so in the near future. Collaborations have been established with highly regarded institutions such as Imperial College, University of Stuttgart, KIT, TU Wien and others.

c. Development prospects

Three units are currently under development. ZERO is tackling the challenge of CO₂-neutral or CO₂-negative building materials. The second project, DRONE HUB will be an accelerator for drone related construction and operational processes. With drone hub, a different type of industry partner can be approached. STEP2 unit drives innovation in the NEST focus areas circular economy, industrial and digital fabrication, building envelope and energy systems; and will be built in 2023.

Again, user acceptance of such new concepts will be one of the central parts of research. While in the early

years, the focus was very much on the development of new units, in the coming years, greater emphasis will be placed on research carried out during operation of the units. This research should help to increase the market

readiness of solutions developed within NEST. Another goal is to further supporting ecosystems that transform industry. And especially to support federal efforts to acquire and build more sustainable solutions.

d. Costs (in CHF m)

2021–2024		2025–2028		2029–2032	
Higher Education Institution	0	Higher Education Institution	0	Higher Education Institution	0
Canton	0	Canton	0	Canton	0
Swiss Confederation Empa, Eawag, ETH–Board	15.47	Swiss Confederation Empa, Eawag, ETH–Board	18.24	Swiss Confederation Empa, Eawag, ETH–Board	18.24
Third parties	2.77	Third parties	4.00	Third parties	4.00
Total budget	18.24	Total	22.24	Total	22.24

Costs overview (2021–2024)		2025–2028		2029–2032	
Investments	4.95	Investments	7.84	Investments	7.54
Operating costs		Operating costs		Operating costs	
Direct	5.29	Direct	6.40	Direct	6.70
Other costs		Other costs		Other costs	
Technical operation, support	8.00	Technical operation, support	8.00	Technical operation, support	8.00
Total costs	18.24	Total	22.24	Total	22.24

Development Phases	Years
Design	2021–2032
Preparation	2021–2032
Implementation	2021–2032
Operation	2021–2032

The development phases and the corresponding years above apply to the recent developments of the infrastructure. For previous development phases please refer to Roadmaps 2015 and 2019.

9. The future of dark matter detection with liquid xenon XENONnT and DARWIN

Category: Instrument

Host institution(s): University of Zurich

Main funding sources: SNSF, FLARE, ERC

Roadmap entry: 2015

Description / Development prospects

a. National level

Overview

DARk matter WImp search with Noble liquids (DARWIN) is a new observatory in astroparticle physics, with the aim of identifying the nature of dark matter, revealing the nature of neutrinos (via the search for neutrinoless double beta decay of ^{136}Xe), observing solar neutrinos via elastic neutrino-electron and coherent neutrino-nucleus scatters, as well as solar axions and axion-like particles. DARWIN will employ a time projection chamber (TPC) filled with liquid xenon (50 tons in total, 40 tons inside the TPC), viewed by arrays of VUV-sensitive photosensors to detect both light and charge signals after a particle interacts with the xenon target. The TPC and its cryostat will be surrounded by a 12 m water Cherenkov shield, to veto interactions of cosmic muons and their secondary particles. The most likely location of the observatory will be at the Gran Sasso Underground Laboratory (LNGS) in Italy, the location of the current XENONnT experiment. The direct dark matter search via collisions of dark matter particles with atomic nuclei is highly complementary to indirect searches with AMS, CTA and IceCube and with direct dark matter production at the LHC, and many of the science channels complement independent experimental efforts in these areas by providing new information.

Detailed description

DARWIN, which was founded and is currently led by Swiss groups, is the successor of the very successful XENON program, with leading contributions from the UZH group. The XENON1T experiment, based on a xenon TPC with 3.2 tons of liquid xenon in total, has created the world's best constraints on the interactions of dark matter particles with nucleons for particle masses above 6 GeV. XENONnT, using 8.6 tons of liquid xenon, is currently generating scientific data, and released first world-leading results in 2022. UZH is extensively involved in the design and construction of the inner detector, the TPC, in the characterisation in liquid xenon and cryogenic read-out of

the photosensors, as well as in material screening with a high-purity germanium facility.

DARWIN is in the R&D and design phase, supported by three ERC grants. As part of the ERC project, the UZH group is focusing on optimisation of the TPC, namely its light and charge readout. The UZH group constructed a vertical TPC prototype, Xenoscope, to demonstrate electron drift over 2.6 m (the final size of the DARWIN TPC), and is investigating new, solid-state photosensors (SiPMs) as well as novel photomultiplier tubes (PMTs), which are excellent candidates to replace the existing, 3-inch diameter PMTs.

b. International level

The DARWIN observatory will be built and operated by an international consortium of 38 groups from Europe, Asia, USA and Australia. In addition, in July 2021 the members of the DARWIN/XENON collaborations signed an MoU with the members of the LZ collaboration to form the XLZD consortium (xlzd.org) to design, construct, and operate a new, single, multi-tonne scale xenon observatory and to exploit its science potential. The consortium will evolve into a full collaboration once the project leaves the R&D phase. Nearly 600 authors from the new consortium, as well as other interested colleagues, have contributed to and signed an extensive White Paper covering all the physics channels that can be studied with a large-scale, low-background LXe-based astroparticle physics detector like DARWIN.

DARWIN is on the roadmap of the Astroparticle Physics European Consortium (APPEC), which has published its strategy for the years 2017–2026. It is also on several national roadmaps (e.g. Germany and Netherlands). With an expected exposure of 200 tonnes \times years, DARWIN will probe cross sections of dark matter particles down to $2 \times 10^{-49} \text{ cm}^2$, more than an order of magnitude below the sensitivity of the current XENONnT, and will thus reach the so-called neutrino fog, where nuclear recoil signals from atmospheric and supernovae neutrinos will create an irreducible background. It will probe dark matter particle masses up to several TeV, and will thus be highly complementary to the high-luminosity LHC. For the first time, the observatory will also be able to measure the solar pp-neutrino flux with precision at or below the 1%

level, thus testing solar models, and will be competitive in the search for the neutrinoless double beta decay process. This discovery will have far-reaching implications, proving that neutrinos are their own antiparticles.

c. Development prospects

The goal of the present MoU on DARWIN is to coordinate the R&D work that will serve as the basis for the Conceptual Design Report to be submitted in late 2023. This will be followed by engineering studies and a

Technical Design Report, expected for 2024/25. The construction phase will last from 2025-2027, with commissioning and start of scientific data collection planned for 2028 and 2029, respectively. The observatory is intended to capture data for at least ten years. We note that total project costs will depend on the xenon gas price, which is currently very high due to the geopolitical situation. However, xenon gas will be an asset and thus an investment, and can be sold at the end of the project.

d. Costs (in CHF m)

2021–2024		2025–2028		2029–2032	
Higher Education Institution	0	Higher Education Institution	0	Higher Education Institution	0
Canton	0	Canton	0	Canton	0
Swiss Confederation	0	Swiss Confederation	0	Swiss Confederation	0
Third parties		Third parties		Third parties	
	SNSF (FLARE): 1.50		SNSF (FLARE): 3.00		SNSF (FLARE): 1.50
	EU (ERC UZH): 1.5 (Euro, 1.46)		EU (ERC Münster): 2.5 (Euro, 0.97)		International partners: 27.00
	EU (ERC Freiburg/Münster): 1.5 (Euro, 1.46)		International partners: 52.00		
	International partners: 25.00				
Total budget	29.50	Total	57.50	Total	28.50

Costs overview (2021–2024)		2025–2028		2029–2032	
Investments	28.00	Investments	56.00	Investments	27.00
Operating costs	1.50	Operating costs	1.50	Operating costs	1.50
Other costs	0	Other costs	0	Other costs	0
Total costs	29.50	Total	57.50	Total	28.50

Development Phases	Years
Design	2015–2024
Preparation	2025–2027
Implementation	2028–2029
Operation	2029–2039

10. ATHOS beamline at the Swiss X-ray Free Electron Laser SwissFEL

Category: Instrument

Host institution(s): PSI

Main funding sources: ETH Domain, PSI, Canton Aargovia

Roadmap entry: 2015

Description / Development prospects

a. National level

Overview

X-ray free-electron lasers (XFELs) are a new generation of light sources offering novel experimental capabilities in diverse areas of science by providing very intense and tightly focused beams of x-rays with pulses ranging from 50 femtosecond to sub-femtosecond and wavelengths down to 0.1 nanometer. This time resolution is essential to investigate ultrafast dynamic processes in atomic and molecular structures since these processes are defined by the femtosecond vibration of an atom in a chemical bond. SwissFEL is designed to cover a wide range of x-ray energies. Phase I of the SwissFEL project was successfully completed once users were given access to the hard x-ray beamline ARAMIS in 2019. Phase II of the project, the ATHOS beamline, expands the capabilities to soft x-rays (250 to 1900 eV) and doubles the scientific capacity of SwissFEL. First laser light from ATHOS was obtained at the end of 2019 and the first pilot user experiments were conducted in 2021.

ATHOS provides beams to two state-of-the-art experimental stations that are designed to make optimal use of the technical capabilities of SwissFEL to attract national and international users and to foster scientific, technological and educational exchange within Switzerland and across borders. The ATHOS layout allows a third experimental station to be added after 2022. As a next-generation cutting-edge research infrastructure, ATHOS (together with the other research infrastructures at PSI), will play an important role in the scientific portfolio of Switzerland. SwissFEL with its two beamlines ATHOS and ARAMIS complements the access that Swiss users have to European XFEL, an international research organisation based in Hamburg, of which Switzerland is a member.

Detailed description

Since first lasing in December 2019 with only two undulator modules, ATHOS instrumentation has been greatly expanded:

- Maloja, the first experimental station for atomic, molecular and non-linear X-ray physics and chemical dynamics, received the first XFEL beam in June 2020 and began user operation in spring 2022.
- Furka, the second experimental station for ultrafast spectroscopy in quantum materials, received first light in August 2021 and will start user operation in spring 2023.
- The PolariX deflecting cavity, an important diagnostic system to monitor the energy distribution of electrons in function of time downstream the undulator line, was successfully commissioned in August 2022. This device is important for the set-up and improvement of special ATHOS operation modes.

All of the established ATHOS specifications were met or even exceeded. The FEL pulse energy was gradually increased to reach the millijoule level, which is a thousand times higher than the level achieved with the first lasing. Equally important to the peak power is the repetition rate of FEL pulses which could reach the nominal 100 Hz in parallel to ARAMIS operation – this essentially doubles SwissFEL capacity to run experiments. The versatility of the ATHOS FEL could be demonstrated by operating the line in different modes: Two FEL pulses (350 eV and 915 eV) with variable time separation (30 to 500 fs) can be generated thanks to the chicane concept. Tunable pulse duration from 50 to a few femtoseconds obtained by tilting the beam is in regular use. The light polarisation can easily be changed thanks to the ATHOS APPLE X undulators. Reduction of the saturation length by 20% thanks to the optical klystron mode of operation (worldwide unique at ATHOS) is used for daily operation.

b. International level

The particularity of the ATHOS FEL lies in its operation flexibility to control the most important laser parameters over large ranges. ATHOS is the only FEL worldwide using chicanes between every undulator, which offers a variety of operation modes leading to considerable parameter tunability in the soft x-ray photon energy range.

The novel design of the ATHOS APPLE X undulators has attracted great international interest and the ATHOS team has established several collaborations with other facilities. Together with Daetwyler, the Swiss producer of the APPLE X, PSI delivered four undulator units to the European X-FEL facility in 2021.

c. Development prospects

SwissFEL with its two beamlines is available to national and international users and offers novel experimental opportunities for fundamental and applied research topics. Many of the research findings produced at the ATHOS beamline will lead to important discoveries relevant to

a large variety of fields, encompassing topics as energy conversion, more efficient drug development and the design of smaller computer chips.

In order to further increase the capability of ATHOS, an X-ray beam seeding project partially financed by ERC (HERO Project) was launched and will be completed in 2023. This seeding scheme uses an external conventional laser to modulate the electron density of each batch. Once HERO has been completed, ATHOS will be the first FEL producing attosecond pulses almost fully coherent in time and transverse space in the soft x-ray photon energy range.

d. Costs (in CHF m)

2021–2024		2025–2028		2029–2032	
Higher Education Institution	0	Higher Education Institution	0	Higher Education Institution	tbd
Canton	0	Canton	0	Canton	tbd
Swiss Confederation	PSI: 15.00	Swiss Confederation	PSI: 11.00	Swiss Confederation	tbd
Third parties	SNSF: 1.00	Third parties	SNSF: 1.00	Third parties	tbd
Total budget	16.00	Total	12.00	Total	tbd

Costs overview (2021–2024)		2025–2028		2029–2032	
Investments	8.00	Investments	4.00	Investments	tbd
Operating costs	8.00	Operating costs	8.00	Operating costs	tbd
Other costs	0	Other costs	0	Other costs	tbd
Total costs	16.00	Total	12.00	Total	tbd

Development Phases	Years
Design	2016–2018
Preparation	2017–2018
Implementation	2019–2021
Operation	2021–2041

11. Common Data Center for Astronomy, Astroparticle and Cosmology (CDCI)

Category: Technical infrastructures: (e-infrastructure, STEM)

Host institution(s): University of Geneva, EPFL, FHNW
Main funding sources: SERI

Roadmap entry: 2015

Description / Development prospects

a. National level

Overview

The Common Data Centre Infrastructure (CDCI) was created in 2017 to foster the development of data centre activities for space- and ground-based astrophysical facilities, including astroparticle physics and cosmology. The CDCI is based on 20 years of experience of the INTEGRAL Science Data Centre in Geneva, which is in charge of the scientific ground-segment operations of ESA's INTEGRAL space observatory. A major goal of the CDCI is to ensure the long-term preservation of the data and data analysis expertise after the mission is terminated, in particular through the deployment of web services. After an unsuccessful attempt to expand the scope of CDCI, we are now focusing on our core activities.

Detailed description

The CDCI is the result of extensive activities at the University of Geneva with the establishment in 1995 of a data centre for ESA's gamma-ray observatory INTEGRAL, the INTEGRAL Science Data Centre (ISDC). This centre processes and archives INTEGRAL data and provides analysis software to the community. Based on the success of the ISDC, we developed widely recognised expertise, which allowed us to contribute to a number of different space astrophysics projects, such as ESA's Planck, Gaia, CHEOPS and Euclid missions, and the Sino-Swiss mission POLAR. Participation in these projects has been largely funded through specific SERI Swiss Space Office programmes. However, the increase in the number of missions calls for a dedicated infrastructure to support the different projects in the areas of contract management, computer system administration, software and web services, and software development.

The main goal of the CDCI is to offer a shared infrastructure to any project involved with data centre

developments for astrophysics, astroparticle physics and cosmology. EPFL and FHNW are now participating in the CDCI. The CDCI will offer its services to all Swiss scientists interested in participating in data centre activities in the domain of astrophysics at large. In the early-development phases, the CDCI will offer support to scientists working on preparations for the Swiss contribution to the proposed missions, including negotiations with the different partners and drawing up proposals. Different models of interactions between the team and the CDCI can be put in place, depending on the specifics of the project, and the proximity of the team in particular. Currently, INTEGRAL, POLAR, Gaia, CHEOPS, Euclid and CTA are directly benefiting from the services of the CDCI. Depending on available resources, the CDCI may also directly contribute to software and algorithm development, if requested by the P.I.

Another of the CDCI's tasks is the preservation of data from current and past missions and its dissemination to the widest possible community. Most missions retain their scientific data many decades after the end of the mission. Without dedicated effort, this knowledge can disappear in little more than a few years. Furthermore, software ages and becomes more and more difficult to install on new hardware. The CDCI not only maintains the data archives and software, but also provides web services for running simplified and yet powerful and fully validated analyses. To this end, the CDCI employs modern software technologies using container deployment in the cloud. The first development by the CDCI, the INTEGRAL Online Data Analysis, was released to the public at the end of 2018.

b. International level

Astrophysics missions are often the result of large international collaborations; the activities of the CDCI are therefore very relevant at the international level. The current focus is on space missions from ESA, but there is a strong interest in missions led by the USA, Japan, and China. Ground-based facilities further extend international collaborations to new countries, in particular in South America (CTA), Oceania (SKA) and South Africa (SKA). The activities supported by the CDCI give Switzerland high visibility in these projects.

c. Development prospects

Data centre activities for astrophysics in Switzerland started with INTEGRAL. Significant developments have been made with the participations in Planck, Gaia, CHEOPS and EUCLID. Several future projects are currently in

preparation. The inclusion of ground-based facilities will heighten the need for the CDCI. However, the ambitions of the CDCI are strongly limited by the availability of funding, which is very unclear at the moment.

d. Costs (in CHF m)

2021–2024		2025–2028		2029–2032	
Higher Education Institution	1.71	Higher Education Institution	1.70	Higher Education Institution	1.70
Canton	0	Canton	0	Canton	0
Swiss Confederation	SERI/SSO 1.21	Swiss Confederation	0	Swiss Confederation	0
Third parties	swissuniversities 0.62 ESA: 0.60	Third parties	SNSF 0.3 ESA: 2.00	Third parties	SNSF 0.30 ESA: 2.00
Total budget	4.14	Total	4.00	Total	4.00

Costs overview (2021–2024)		2025–2028		2029–2032	
Investments	0.20	Investments	0.40	Investments	0.40
Operating costs	3.94	Operating costs	3.60	Operating costs	3.60
Other costs	0	Other costs	0	Other costs	0
Total costs	4.14	Total	4.00	Total	4.00

Development Phases	Years
Design	2014–2015
Preparation	2015–2016
Implementation	2016–2017
Operation	2017–2032

12. Center for Biomedical Research in Space

Category: Instruments and service infrastructure

Host institution(s): Lucerne University of Applied Sciences and Arts and University of Zurich, Space Hub

Main funding sources: Third party funding

Roadmap entry: 2015

Description / Development prospects

a. National level

Overview

The University of Zurich, Space Hub, together with the Center of Competence in Bioscience and Medical Engineering (CC BME) of the Institute of Medical Engineering at the Lucerne University of Applied Sciences and Arts (HSLU), maintain the research infrastructure called "National Centre for Biomedical Research in Space" (NCBRS). The unique centre allows easy and uncomplicated access to low-gravity research platforms for scientists, industry, and students. The NCBRS is regarded as a ground-based facility for biological and medical space experiments. In this capacity, it offers its instruments and platforms to researchers from all over Europe to conduct experiments under simulated microgravity and partial gravity conditions. In addition, the NCBRS encourages microgravity research among scientists, companies, and schools in Switzerland.

Detailed description

The core service of the NCBRS provides access to several types of ground-based microgravity research platforms such as the Random Positioning Machine (RPM), parabolic flights, e.g. performed by the Swiss Air Force, and sounding rockets. We intend to expand our services over time through additional microgravity research platforms like magnetic levitation, drop towers (through their operators), or flights with space carriers of Space Applications Services or Virgin Galactic, for example.

In addition, the NCBRS services include biological laboratories and dedicated e-infrastructures. The laboratories are particularly useful to scientists investigating time-critical processes that require immediate post-processing after microgravity exposure. The e-infrastructure is intended to create a permanent service data infrastructure serving the operational needs for intensive data production under simulated and short-term microgravity conditions. The aim is also to establish a flexible, extensible

state-of-the-art service infrastructure that can provide support over the entire science work cycle.

The NCBRS is a non-profit centre available to everyone interested in conducting biomedical research in a reduced gravitational environment. In addition, an outreach programme is in place to gain maximum visibility to the related scientific community and the public.

b. International level

In 2000 the former Space Biology Group of ETH Zurich (which is now the CC BME) was selected as one of the few official ground-based facilities of the European Space Agency ESA. Since then, we have evolved into the NCBRS and hosted international research groups, enabling them to conduct their studies multiple times a year. Besides having our services paid by the users, we also benefit from their publications in scientific journals and presentations at symposia or conventions. Maintaining the NCBRS and expanding the services further will attract even more researchers wishing to conduct experiments in our centre.

c. Development prospects

The RPM is a frequently used instrument in laboratories all over the world and it is used to investigate microgravity effects on biological systems, among other things. Its intense use is reflected in the steadily increasing number of reports published yearly in scientific journals. The NCBRS thus aims to provide enough RPMs for the scientists.

Another goal of the CBRS is to add new features to the RPMs, such as the ability to take microscopy pictures during operation. This will broaden the operative range of RPMs substantially, which further enhances the appeal of this instrument. Technological development will thus be fostered to incorporate more and more analytical tools into the RPM. To achieve this, cooperation will be established with leading Swiss technological research groups at HSLU and elsewhere as well as with industry. There is no doubt that technological developments will find their way into space or terrestrial applications. In order to keep up with the demands of scientists on e-infrastructure, substantial effort will be put into establishing and maintaining a database that offers the latest features to users.

d. Costs (in CHF m)

2021–2024		2025–2028		2029–2032	
Higher Education Institution	0	Higher Education Institution	0	Higher Education Institution	0
Canton	0	Canton	0	Canton	0
Swiss Confederation	0	Swiss Confederation	0	Swiss Confederation	0
Third parties	ESA/users: 0.15	Third parties	ESA/users: 0.20	Third parties	ESA/users: 0.25
Total budget	0.15	Total	0.20	Total	0.25

Costs overview (2021–2024)		2025–2028		2029–2032	
Investments	0.02	Investments	0.05	Investments	0.05
Operating costs	0.13	Operating costs	0.15	Operating costs	0.20
Other costs	0	Other costs	0	Other costs	0
Total costs	0.15	Total	0.20	Total	0.25

Development Phases	Years
Design	2015–2016
Preparation	2016–2017
Implementation	2017–2019
Operation	2020–2032

13. Swiss Ultrahigh-field-NMR Facility

Category: Instrument

Host institution(s): University of Zurich, ETH Zurich, University of Basel

Main funding sources: Cantonal Funding, ETH Zurich

Roadmap entry: 2019

Description / Development prospects

a. National level

Overview

A national High-Field Solution NMR spectroscopy facility will be established to propel Switzerland's outstanding position as a leading country in NMR spectroscopy. The national facility would be located at the Irchel Campus of the University of Zurich (1.2 GHz instrument), operated by UZH's Department of Chemistry, and UNIBAS's Biocentre (800 MHz Instrument). The facility will be jointly managed by the three partnering institutions. Funding comes from University of Zurich, ETH Zurich and University of Basel. Access to the facility will be open to research groups and industrial partners in Switzerland. Data from the new spectrometer should greatly improve Swiss biomedical research.

Detailed description

The 1.2 GHz NMR instrument will greatly improve experimental sensitivity and resolution for analysis of biomolecules. The magnet uses pioneering technology, high-temperature superconducting coil materials, to achieve a major technological advance. The resulting reduction in required sample concentrations and the larger achievable molecular sizes will significantly extend the applicability of solution NMR spectroscopy to highly challenging and important biomolecular systems. These will be studied by groups at the host institutions and by many other Swiss research groups. Applications include studies of structure, function, dynamics and folding of biomacromolecules incl., but not limited to, integral membrane proteins, membrane protein complexes, pathogenic bacterial systems, large molecular machines, protein–RNA complexes, and medically relevant drug targets. Further applications include the development of drugs and new high-resolution NMR methods. The generated data will bring key insights into key biological mechanisms, e.g. protein biogenesis, signalling, allosteric regulation, catalysis, RNA regulation and splicing, and epigenetics in normal and pathogenic biomolecular systems.

Many biologically relevant targets are in a size-range that tremendously benefits from the increased sensitivity of high- and ultrahigh-field NMR instruments. Together with an 800 MHz instrument, used for sample characterisation and validation, the new 1.2 GHz instrument will improve NMR research nationally, thereby contributing to the competitiveness of biomedical research in Switzerland. Moreover, it will help to recruit top scientists in these biomedical fields to Swiss universities or research institutions and complement the existing NMR centres at the ETH Zurich (500–900 MHz), University of Basel (500–900 MHz), EPF Lausanne (400–800 MHz), and University of Zurich (500–700 MHz).

b. International level

At the European level, large NMR centres are located e.g. in Berlin, Frankfurt, Göttingen, Munich, Florence, Grenoble, Lyon, Gif-sur-Yvette, Lille, Utrecht, Nijmegen, Oxford, Cambridge, Birmingham, Gothenburg, Copenhagen, Brno and Ljubljana. Outside Europe, large NMR facilities exist in the US, Canada, Japan, China, Australia, Brazil, India, Russia, Saudi-Arabia, and Taiwan. Switzerland is a world leader in solution Bio-NMR. The situation will change once 1.2 GHz solution NMR becomes available. Several machines have been ordered by institutions in Germany (Munich, Berlin, Frankfurt, Göttingen, Jülich), Netherlands (Utrecht), Italy (Florence), France (Lille), US (Memphis), UK and Korea.

Swiss High-Field Solution NMR will also develop ties with INSTRUMENT in structural biology in the European Strategy Forum on Research Infrastructures (ESFRI) to foster scientific exchange.

c. Development prospects

Solution NMR has greatly advanced structural biology, solving structures of many < 30 kDa proteins. It has been used extensively to probe interactions between drugs and receptors, and thereby critically contributed to development of many drugs. NMR is uniquely capable of probing the dynamics of and between biomolecules, which is key to enzymatic function. This has been extensively researched and will continue to be crucial even though most structures or folds have been unravelled. Ground-breaking work has been done on ribosome function, proteasome megadalton protein assembly involved in protein degradation, the entire catalytic cycle

of dihydrofolate reductase - a pharmaceutically highly relevant protein, or on G-protein coupled receptors, membrane proteins that present targets for most drugs. Novel developments in structural biology also include combinations of NMR and cryo-electron microscopy or small-angle X-ray scattering to resolve structures of very large protein-protein or protein-nucleic acid complexes. NMR is particularly suitable to determine folds of proteins that contain large unfolded parts. A class of highly medically relevant pathogenic proteins is involved in neurodegenerative diseases, many belonging to intrinsically unfolded proteins. For all the above-mentioned systems access to High- and Ultrahigh-Field NMR spectrometers will be essential.

Biomedical research is moving into the systems biology field, in which interactions between complex biomolecular systems are studied. Again, the systems will be much more amenable to a detailed analysis with data of increased resolution as available from an Ultrahigh-Field NMR spectrometer. Finally, the hardware developments are made by a market-leading company based in Switzerland/Germany. Investigating into high-end products will thus encourage further developments and research in this cutting-edge technology and help in securing Switzerland's role as a major player in high-tech industry.

d. Costs (in CHF m)

2021–2024		2025–2028		2029–2032	
Higher Education Institution UniBasel/UZH 10.80		Higher Education Institution	5.00	Higher Education Institution	5.00
Canton	0	Canton	0	Canton	0
Swiss Confederation ETHZ 6.00		Swiss Confederation	0	Swiss Confederation	0
Third parties	1.20	Third parties	0	Third parties	0
Total budget	18.00	Total	5.00	Total	5.00

Costs overview (2021–2024)		2025–2028		2029–2032	
Investments	16.00	Investments	1.00	Investments	1.00
Operating costs	2.00	Operating costs	4.00	Operating costs	4.00
Other costs	0	Other costs	0	Other costs	0
Total costs	18.00	Total	5.00	Total	5.00

Development Phases	Years
Design	2017–2020
Preparation	2020–2021
Implementation	2022–2023
Operation	2023–2028ff

14. Swiss Research Network of Clinical Paediatric Hubs (SwissPedNet)

Category: Service infrastructure (Data / Service Centres: Clinical research specific services)

Host institution(s): Mainly hospitals

Main funding sources: Host institutions, SERI

Roadmap entry: 2015

Description / Development prospects

a. National level

Overview

SwissPedNet is a nation-wide research organisation consisting of clinical paediatric hubs located at the nine largest (university) paediatric hospitals in Switzerland, a central coordination office at the Swiss Clinical Trial Organisation (SCTO), a central infrastructure for registries (SwissPedRegistry), and the research infrastructure providing services in paediatric pharmacology (SwissPedPha). Each paediatric hub has age- and development-adequate infrastructures (clinical facilities for children) and is staffed with paediatrics-trained personnel, guaranteeing the quality aspects for clinical research in children.

Detailed description

SwissPedNet promotes, facilitates, coordinates and conducts clinical trials devoted to children ranging from newborns to adolescents, in all paediatric disciplines. SwissPedNet enhances clinical research in paediatrics both by helping paediatric clinician scientists to engage in high-quality clinical research and by encouraging an overall increased acceptance for clinical trials in children in the community. While being dedicated to children, the clinical paediatric hubs are locally closely linked to the SCTO Clinical Trial Units (CTUs) network, sharing non-paediatric-specific aspects of clinical research with the corresponding facilities for adults. The central office of the SwissPedNet is located within the SCTO Executive Office.

SwissPedNet is the official partner for clinical research of «pädiatrie schweiz». Several large scale national interventional trials launched from within SwissPedNet and utilising PedNet hub infrastructure have been completed (Swissped-Recovery), are currently running (KIDS-STEP) or are about to start (MyTHIC). These trials have the potential to influence international medical management guidelines and directly raise the profile of Swiss paediatric clinical research nationally and internationally. SwissPedNet supports the work of research associates and paediatric

research nurses at each hub, thereby safeguarding compliance with Good Clinical Practice (GCP) and assuring common practice and comprehensive implementation of all safety and quality maintenance procedures of clinical paediatric research. To ensure optimal integration of early career clinical researchers in paediatrics, SwissPedNet offers the “Next Generation” training programme.

SwissPedNet also develops, professionalises and strengthens national structures (SwissPedRegistry, SwissPedPha). Key tasks of SwissPedPha are to improve the quality of designs of paediatric pharmacological studies conducted by SwissPedNet and to optimise analyses of resulting data. SwissPedRegistry provides expertise and advice for the development and conduct of registry-based research, focusing on health-related data collection for diseases particularly affecting children and adolescents.

SwissPedNet co-applied to the SPHN Datastream call and is now supporting and serves as the critical link to enable embedding of clinical research within routine practice through the use of routine data from SwissPedNet hubs.

b. International level

SwissPedNet is member of Enpr-EMA, the European Network of Paediatric Research at the European Medicines Agency with its main objective to facilitate studies in order to increase the availability of authorised medicines for children.

SwissPedNet is a member of the consortium of the IMI2 funded project c4c/conect4children: the collaborative network for European clinical trials for children is a project for the development, implementation and evaluation of robust, sustainable and integrated pan-European network trial delivery.

The high quality enabled by SwissPedNet has resulted in SwissPedNet hubs being selected for a number of high-profile randomised controlled trials supported by European funding, including trials in paediatric emergency care and neonatal intensive care.

c. Development prospects

The current funding of CHF 4'704'000 – divided into 4 annual contributions of CHF 825'000, 1'252'000 and twice 1'300'000 – during the funding period 2021 to 2024, enables the hubs to employ 0.8 to 1.0 FTE to support clinical research nationwide. This allows the hubs of our network to initiate and conduct nationwide and international clinical studies and participation in high-impact international clinical trials.

SwissPedNet turns the relative weakness of a relatively limited size of the source population into a strength by

centrally coordinating close collaboration between its hubs. A number of smaller cantonal pediatric wards (e.g. Fribourg or Chur) would benefit from joining SwissPedNet as this would improve their capacity to conduct clinical research. This in turn would ensure innovative and impactful clinical research targeting pediatric diseases with a limited patient population and would stimulate international interest to partner with SwissPedNet in pediatric research. To enable new hubs to join SwissPedNet, additional funding of CHF 300,000 to CHF 400,000 /funding period is needed.

d. Costs (in CHF m)

2021–2024		2025–2028		2029–2032	
Higher Education Institution Host institutions of members: 7.20		Higher Education Institution Host institutions of members: 7.00		Higher Education Institution Host institutions of members: 7.00	
Canton	0	Canton	0	Canton	0
Swiss Confederation	SERI (SCTO ⁴⁸): 4.70	Swiss Confederation	SERI (SCTO ⁴⁹): 5.00	Swiss Confederation	SERI (SCTO ⁵⁰): 5.00
Third parties	0	Third parties	0	Third parties	0
Total budget	11.90	Total	12.00	Total	12.00

Costs overview (2021–2024)		2025–2028		2029–2032	
Investments	0	Investments	0	Investments	0
Operating costs	11.90	Operating costs	12.00	Operating costs	12.00
Other costs	0	Other costs	0	Other costs	0
Total costs	11.90	Total	12.00	Total	12.00

Development Phases	Years
Design	2013–2016
Preparation	2017–2020
Implementation	2021–2025
Operation	2021–2029

48 SCTO: Swiss Clinical Trial Organisation supported by SERI (Art. 15 of the Federal Act on the Promotion of Research and Innovation (RIPA). SCTO received CHF 17.2 million for 2021–2024 (Art. 15 RIPA) and allocated CHF 4.704 million to SwissPedNet.

49 The SCTO will apply for CHF 23.08 million for the 2025–2028 funding period (Art. 15 RIPA) and plans to allocate CHF 5.00 million to SwissPedNet. Numbers may change as the proposal has not yet been submitted.

50 The SCTO plans to allocate CHF 5.00 million to SwissPedNet from the funding it receives under Art. 15 (RIPA) in 2029–2032 (unknown).

15. Swiss Center for Musculoskeletal Biobanking and Imaging and Clinical Movement Analysis (Balgrist Campus)

Category: Technology Competence Centre
Host institution(s): Balgrist Campus AG
Main funding sources: Donations, SERI, rental income and user contributions
Roadmap entry: 2015

Description / Development prospects

a. National level

Overview

The three open research platforms have been supported by SERI since 2017 and were created within the Balgrist Campus research and development building. The Balgrist Campus is an international research building, in which 18 academic research groups from the University of Zurich and 3 from the ETH are based, together with start-ups and MedTech companies. For all research disciplines, the goal is to produce results which can be translated to patients as quickly as possible. The open research platforms Imaging (SCMI), Biobanking (SCMB) and Movement Analysis (SCMA) were built on time and on budget and have been in operation since 2019.

Detailed description

The combination of problem identification and analysis by clinicians and researchers with industrial problem-solving approaches in a university setting is unique. It remains the goal of the Balgrist Campus to host a wide range of research groups with national and international collaborations in musculoskeletal science to further advance translational research.

SCMA: The movement analysis was the last of the three platforms to be staffed and equipped in terms of infrastructure. The operational phase therefore began at a later date and platform operation is about 1 year behind the other two platforms.

SCMB: The biobank is developing according to budget. In addition, it has achieved the goal of certification and was awarded the highest "Optima Level" by the Swiss Biobanking Platform this year.

SCMI: Imaging is working at full speed both in the development of musculoskeletal MR and CT imaging, and in terms of its services (project mandates) and corresponding user revenues. However, even in the 4th operational year since the platforms were opened, the 7T-MRI can still not yet be used in the originally planned projects, due to equipment supplier delays. Only head and knee coils with appropriate clinical approval are available. SCMI is trying to make up for these shortfalls with contracts outside the musculoskeletal field (e.g., neurology, forensic medicine or psychology).

b. International level

On an international level, research collaborations and multi-center studies are the declared goal of the Balgrist Campus. Within the academic research groups, numerous EU projects are ongoing. As a technology competence centre, collaboration with industry is important. Since the very beginning, the collaboration with SIEMENS HEALTHINEERS has been central for our imaging platform SCMI and has been further strengthened this year: in addition to the 2 on-site scientists working on further development of the 7T-MRI for the musculoskeletal system, a CT device of the latest generation was delivered in May 2022 and again, the SCMI team will have an additional CT research position, which will be jointly funded by Siemens and the Balgrist Campus.

The Guest Sabbatical Programme at Balgrist Campus came to an end in 2021 with Prof. N. Navab (TU Munich) and the Balgrist Campus expects to welcome a new international group to the Balgrist Campus in the near future.

c. Development prospects

With its three platforms SCMA, SCMB and SCMI, the Balgrist Campus is currently in the consolidation phase: the amortisation of the infrastructure and the repayment of debt capital will be completed by the end of 2024. User contributions can be increased each year with the goal of covering approximately 50% of operating costs at the end of the reporting period (2024).

d. Costs (in CHF m)

2021–2024		2025–2028		2029–2032	
Higher Education Institution UKB, UZH, ETH (rental contracts) 13.60		Higher Education Institution	0	Higher Education Institution	tbd
Canton	0	Canton	0	Canton	tbd
Swiss Confederation SERI (Art. 15 RIPA) 15.70		Swiss Confederation	0	Swiss Confederation	tbd
Third parties Business coop. (rental income) 0.25 Platform revenues (user contr.) 2.30 Balgrist-Stiftung (research) 0.25 Own resources 0.70		Third parties Platform revenues 5.00 Own resources (incl. 3rd party) 5.60		Third parties	tbd
Total budget	32.8	Total	10.60	Total	tbd

Costs overview (2021–2024)		2025–2028		2029–2032	
Investments Impairment/repayment of debt 8.00		Investments	1.00	Investments	tbd
Operating costs Personnel 8.20 General operating expenses 10.10		Operating costs	9.60	Operating costs	tbd
Other costs Provisions, amortizations 6.50		Other costs	0	Other costs	tbd
Total costs	32.80	Total	10.60	Total	tbd

Development Phases	Years
Design	2015–2016
Preparation	2017
Implementation	2018
Operation	From 2019

16. Neuchâtel Platform of Analytical Chemistry (NPAC)

Category: Technical infrastructure

Host institution(s): University of Neuchâtel

Main funding sources: University of Neuchâtel (leading house), users (academic and research institutions, industries), SNSF

Roadmap entry: 2015

Description / Development prospects

a. National level

Overview

The Neuchâtel Platform for Analytical Chemistry (NPAC) was created in 2014 as the result of a merger between the Uni NE chemical analytical facilities and the chemical analytical service of the *Swiss Plant Science Web*. NPAC now provides chemical analytical services for all Swiss universities, federal research institutes and industries. The aim is to expand the platform so that it becomes a leading centre for chemical analytics and metabolomics both in Switzerland and around the world. This requires an investment in reinforcing and expanding the platform's analytical capabilities, ensuring that NPAC will perform to its full potential.

Detailed description

The analytical service at the University of Neuchâtel currently performs more than 20'000 analyses per year and greatly facilitates the research of scientists and industries throughout Switzerland and beyond. The platform uses state-of-the-art liquid (LC) and gas (GC) chromatography, mass spectrometry (MS), and nuclear magnetic resonance spectroscopy (NMR) in order to support research on the isolation, characterisation, identification and quantification of small bioactive molecules of scientific and practical interest. We wish to further develop the NPAC facilities and expand the platform to become one of the world's leading centres for chemical analytics applied to biological samples, in particular from plants. As such, NPAC can greatly advance national and international research in a field that is of utmost importance to industry, agriculture, and environmental protection. This requires reinforcement with additional personnel and state-of-the-art equipment.

b. International level

Advances in chemical analytical technologies, in particular in the field of metabolomics, have greatly increased

the potential to help scientists to discover novel biologically active compounds. This has been particularly successful in the field of plant sciences. In the context of the NCCR Plant Survival, the University of Neuchâtel has greatly contributed to these recent developments at international level. We can claim that there is no equivalent research infrastructure devoted to plant sciences in Switzerland. Within Europe, several institutions, such as the Max Planck Institute for Chemical Ecology (Jena, Germany), and the University of Leiden (The Netherlands), have comparable infrastructures, but they are less devoted to serve other research groups and in some cases even rely on our help. In the recent years, NPAC has established collaborations with researchers from several European countries as well as the US and Australia. Hence, NPAC is already recognised worldwide as one of the top analytical services.

c. Development prospects

Below we indicate the commitment by UniNE and the additional funding that we expect to obtain from other sources (SNSF, industries etc.). Since the Roadmap 2015, the University of Neuchâtel has fully honoured its commitments.

For the funding period 2015–2018, the following investments were made:

- Appointment of a technician (100%) in 2015 (UniNE funding)
- Purchase of a gas chromatograph coupled to a mass spectrometer in 2015 (CHF 95'000, UniNE funding)
- Purchase of a micro-UHPLC tandem MS in 2015 (CHF 420'000, UniNE funding)

For the funding period 2019–2022, the following investments have been made:

- Appointment of a second technician (80%) in 2019 (UniNE funding)
- Appointment of a scientific collaborator (100%) in 2021 (UniNE funding)
- Purchase of a 600 MHz NMR in 2019 (CHF 800'000, UniNE funding)

- Purchase of a second gas chromatography-mass spectrometry system (CHF 235'000) in 2019 (ERC grant funding)
- Purchase of a proton transfer reaction mass spectrometer (CHF 380'000) in 2019 (ERC grant funding)
- Purchase of a UHPLC-high resolution MS in 2020 (CHF 620'000, UniNE+SNF R'Equip)
- Purchase of a triple quadrupole MS in 2021 (CHF 235'000, UniNE funding)
- Purchase of a UHPLC system in 2022 (80'000 CHF, BAFU funding)

For the next funding period, further equipment purchases will be based on replacing obsolete equipment, as well as on future commercially available technological breakthroughs. In particular, we plan to buy a new high-resolution mass spectrometer with novel features (Zeno-TOF). Finally, we intend to hire a bioinformatics specialist to reinforce the capabilities of our facility.

d. Costs (in CHF m)

2021–2024		2025–2028		2029–2032	
Higher Education Institution	1.59	Higher Education Institution	1.20	Higher Education Institution	1.20
Canton	0	Canton	0	Canton	0
Swiss Confederation	0	Swiss Confederation	0	Swiss Confederation	0
Third parties	0.08	Third parties	0.60	Third parties	0.60
Total budget	1.67	Total	1.80	Total	1.80

Costs overview (2021–2024)		2025–2028		2029–2032	
Investments	0.47	Investments	0.60	Investments	0.60
Operating costs	1.20	Operating costs	1.20	Operating costs	1.20
Other costs	0	Other costs	0	Other costs	0
Total costs	1.67	Total	1.80	Total	1.80

Development Phases	Years
Design	2013
Preparation	2013–2015
Implementation	2015–2028
Operation	2015–2032

17. Information and computational service infrastructure network to support biomedical research in Switzerland (BioMedIT)

Category: Information and service infrastructures

Host institution(s): SIB Swiss Institute of Bioinformatics, in collaboration with the Universities of Basel, Lausanne, and ETH Zurich

Main funding sources: Structural funds by participating universities and associated university hospitals, contributions by large scale research projects; State Secretariat of Education, Research and Innovation (SERI)

Roadmap entry: 2015

Description / Development prospects

a. National level

Overview

BioMedIT (biomedit.ch) is a nationwide and centrally coordinated distributed network of core facilities that provide secure computational infrastructures, services and competences for research in Switzerland. The project builds on existing expertise and research infrastructures in the partnering institutions by extending their capacity and capabilities. BioMedIT is managed by the Swiss Institute of Bioinformatics (SIB) and is tightly integrated with the activities of the Data Coordination Center of the Swiss Personalized Health Network (SPHN) initiative of the Confederation. While implementation is driven by biomedical applications, the resulting secure network also has a broad range of applications for the sharing and processing of sensitive data beyond the field of life sciences.

Detailed description

Biomedical research using personal data from citizens and patients is subject to extensive requirements in terms of IT infrastructure and expertise, which differ substantially from all-purpose research infrastructures. BioMedIT extends the capacity and capabilities of research IT facilities at Swiss universities to meet the needs of data-driven medical research approaches, especially in the context of SPHN and PHRT. By establishing mechanisms enabling nationwide exchange of health-related data, SPHN will also allow the secondary use of health data for research. BioMedIT was established as a nation-spanning, distributed network, providing secure computational infrastructure, services, and competences for biomedical research in Switzerland. It enables health data to be captured, processed and used for analyses of big data, ML/AI and other research approaches. The high-performance

computing and storage infrastructure spans three major Swiss research institutions: SIS at ETH Zurich, sciCORE at the University of Basel, and SENSE at the University of Lausanne. In 2022, the responsibility for SENSE has been transferred from SIB to the University of Lausanne, with shared usage of the node infrastructures and a close collaboration between Unil and SIB. All three nodes employ modern cloud technology and cutting-edge security procedures, offering ICT services to researchers and research consortia affiliated with bona fide, Swiss academic research institutions. Additional, specific software and data projects are performed decentrally at various partner sites, depending on the local technical and scientific competences.

The three nodes operate their infrastructures under one Information Security Policy and based on common standards for IT security. They also apply common mechanisms for secure data exchange between hospitals and research institutions, and provide interoperable software and data analysis workflow execution capabilities across the network. National collaborations include the five university hospitals, swissuniversities, SDSC, SWITCH and the ETH domain & PHRT platforms on management and processing of omics data for personalised health research. BioMedIT is managed by the Personalized Health Informatics Group of SIB under the responsibility of the BioMedIT Board, and coordinated by the SPHN Data Coordination Centre. Working groups on "IT Security", "Interoperability" and "Research Support" directly support the nodes as well as researchers, work on the scalability and sustainability of the network and provide guidelines for future developments.

b. International level

An initial project with international participation (University of California San Francisco) has been running on BioMedIT since April 2022. Moreover, one BioMedIT node (sciCORE) acts as a Swiss station for a global Personal Health Train project for federated learning in collaboration with partners in the Netherlands and over 30 stations worldwide. In addition, the BioMedIT team and its partners are actively participating in international collaborations such as the ELIXIR Converge program (for EGA and container execution work packages) and the Elixir Biohackathon (Explore mapping of GA4GH Phenopackets

and SPHN RDF Schema). Moreover, the BioMedIT team actively contributes to GA4GH (in the Cloud, Security & Discovery workstreams and in exchange with the Clinical & Phenotypic Data Capture workstream).

c. Development prospects

While the main focus of the first phase of BioMedIT was on establishing a distributed infrastructure layer for a “Trusted Research Environment”, the second phase of

BioMedIT is focused on the further development of the ICT infrastructure and central services for multi-site, data-driven research projects. This includes an extension beyond the original set of partner hospitals to include health information from other data providers, with a view to inclusion of healthy citizens (e.g., longitudinal cohort studies), large scale *omics projects (e.g., SPHN National Data Streams) and the development of a Federated EGA as national repository for genomics and phenotypic data.

d. Costs (in CHF m)

2021–2024		2025–2028		2029–2032	
Higher Education Institution	11.10	Higher Education Institution	1.50	Higher Education Institution	1.50
Canton	0	Canton	0	Canton	0
Swiss Confederation SERI (Art. 15): 18.50		Swiss Confederation within the framework of the Future DCC: 1.50		Swiss Confederation within the framework of the Future DCC: 1.50	
Third parties	1.50	Third parties	1.00	Third parties	1.00
Total budget	31.10	Total	4.00	Total	4.00

Costs overview (2021–2024)		2025–2028		2029–2032	
Investments	6.00	Investments	0.50	Investments	0.50
Operating costs	25.10	Operating costs	3.50	Operating costs	3.50
Other costs	0	Other costs	0	Other costs	0
Total costs	31.10	Total	4.00	Total	4.00

Development Phases	Years
Design	2017
Preparation	2017
Implementation	2018–2024
Operation	2025–2032

18. The Swiss edu-ID and the Swiss Academic Cloud based on the Academic Network SWITCHlan

Category: Information and service infrastructure

Host institution(s): SWITCH Foundation

Main funding sources: SWITCH's funding scheme is built on contributions of the community and of Swiss and European research funding bodies as well as SWITCH own equities.

Roadmap entry: 2015

Description / Development prospects

a. National level

Overview

SWITCH is a foundation of Swiss universities, whose mission is to provide outstanding information and communication services (e-infrastructures) to the research and education community. The e-infrastructure of SWITCH consists of three principal parts, which complement each other in an ideal way: SWITCHlan is the physical network layer, SWITCHengines is the infrastructure layer and SWITCH edu-ID is the identity and access layer. As such, SWITCH has moved towards an integration of networks, cloud infrastructure and ID/access services and continues to improve its functionality.

Detailed description

SWITCHlan: As a physical link, SWITCHlan brings together universities and research institutions from all over Switzerland (www.switch.ch/network/). SWITCH has built this Education and Research Network (NREN) on its own and is constantly developing it. Stable Internet access, the rapid and secure exchange of data at up to 100 Gigabit/second and an excellent connection to international networks – SWITCH offers all of this. Recently a SCION-service has been added to the SWITCHlan service portfolio. In addition, a research-driven frequency distribution service has been implemented. Our NREN provides the high-quality communication infrastructure required for cooperation and exchange across national borders and optimal connection of institutions worldwide. To protect the network and the sharing of scientific information, SWITCH runs a computer emergency response team (CERT) that has developed into a national cybersecurity competence centre and is continuously expanding its services. Besides the expanded CERT services, SWITCH provides managed security services (MSS), security awareness services and more.

SWITCH edu-ID: Today, SWITCH edu-ID is the basis for the federated identity management of the education sector in Switzerland, which has been managed by SWITCH in coordination with universities since 2000. Since 2016, SWITCH has been transforming the predecessor service SWITCHaai to today's user-centric identity management system SWITCH edu-ID that puts the user at the centre. This user-centric identity enables greater mobility and is intended to facilitate lifelong learning. In this regard, SWITCH works not only with Swiss universities, but also with libraries and other partners nationally and internationally. With over 750,000 accounts, the SWITCH edu-ID is now widely used in higher education. Data protection and user self-determination are key features of SWITCH edu-ID.

SWITCHengines: The infrastructure provides computing and storage services in the form of virtual machines to researchers, lecturers and IT services of Swiss universities and related institutions. This infrastructure can serve the special needs and national regulations for academic computing and information management. SWITCH will offer its cloud infrastructure to the research community - in balance with e-Science- and IT-teams of universities. At present, its components are located in Zurich and in Lausanne.

b. International level

SWITCHlan: At international level, SWITCH is involved in the GEANT Project (www.geant.org). GEANT is the pan-European research and education network that interconnects Europe's National Research and Education Networks (NRENs). GEANT connects over 50 million users at 10,000 institutions across Europe. The European Union (EU) subsidises GEANT as an integral part of Horizon Europe.

SWITCH edu-ID: International collaboration is a fundamental requirement of the Swiss education, research and innovation sector supported by SWITCH edu-ID. As part of the GEANT organisation and project, which is supported by the EU, users can also access international services by means of SWITCH edu-ID.

c. Development prospects

SWITCHlan: SWITCH is currently about to introduce 400 Gbps-technology in the IP-layer because of constantly growing capacity needs of connected institutions. Within the next funding period 2025–2028, the network will renew the optical network layer. At international level, SWITCH will continue to participate in the GÉANT projects through Horizon Europe, currently contributing to GN5-1 and planning for the upcoming GN5-2 (2024 onwards). The focus will be on powerful and resilient network access to European and worldwide NREN with a terabit networking option driven by elevated communications needs of distributed HPC infrastructures. Concerning security services, SWITCH is further developing the competence centre with a focus on SWITCH Community-SOC and security awareness services.

SWITCH edu-ID: By 2025, SWITCH edu-ID will transition from a user-centric to a self-sovereign identity in the federal government’s future e-ID ecosystem. Thus, it will become the sector identity for Swiss education, research and innovation. Thus, SWITCH will give universities top-notch support for the future e-ID ecosystem and international equivalents.

SWITCH Cloud: SWITCH intends to migrate existing SWITCHengines Services to a new Cloud Platform called SWITCH Cloud and move to a new Data center between now and 2025. With this step SWITCH will be able to provide a certified Cloud Infrastructure with a high level of trust and governance to operate and store very critical datasets. SWITCH Cloud is a strategic sourcing option for research institutions and universities.

d. Costs (in CHF m)

2021–2024		2025–2028		2029–2032	
Higher Education Institution	55.00	Higher Education Institution	60.00	Higher Education Institution	60.00
Canton	0	Canton	0	Canton	0
Swiss Confederation	0	Swiss Confederation	0	Swiss Confederation	0
Third parties	0	Third parties	0	Third parties	0
Total budget	55.00	Total	60.00	Total	60.00

Costs overview (2021–2024)		2025–2028		2029–2032	
Investments	6.00	Investments	8.00	Investments	6.00
Operating costs	31.50	Operating costs	33.50	Operating costs	34.50
Other costs	17.50	Other costs	18.50	Other costs	19.50
Total costs	55.00	Total	60.00	Total	60.00

Development Phases	Years
Design	2019–2022 (depending on service)
Preparation	2020–2024 (depending on service)
Implementation	2022–2026 (depending on service)
Operation	2024–2028 (depending on service)

